

# TEACHERS AND PRINCIPALS IN FINLAND 2016



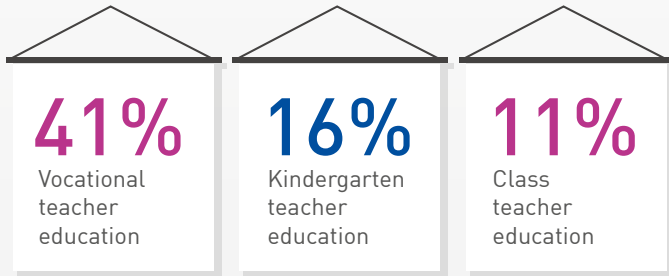
43

thousand  
teachers  
answered  
the survey



# Less than a quarter of applicants admitted to teacher education

Admission rate to teacher education in 2016:



Number of applicants to teacher education in 2016

Vocational teacher education

4 100



Kindergarten teacher education

3 000



Class teacher education

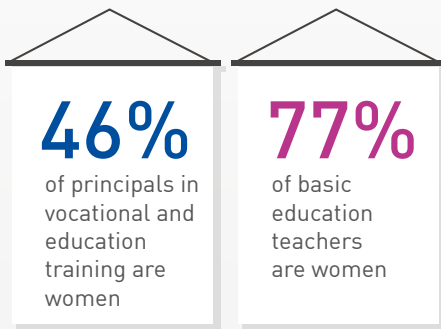
6 800



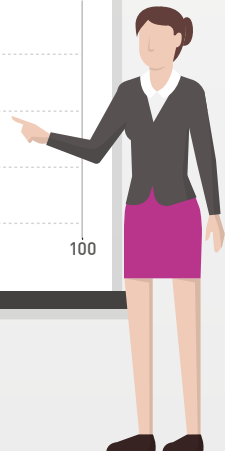
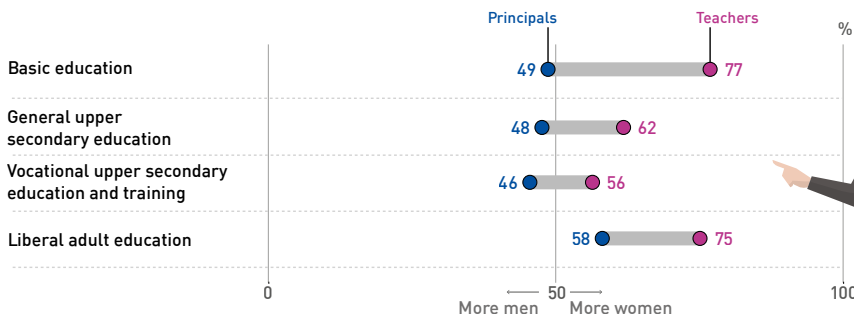
# Most teachers are women

In Finland most teachers are still women. The share of female teachers is highest in basic education. In vocational education and training, women account for slightly over half of the teachers.

The majority of principals are men. The exception is liberal adult education, where more women than men work as principals.



## Proportion of female teachers and principals (2016)



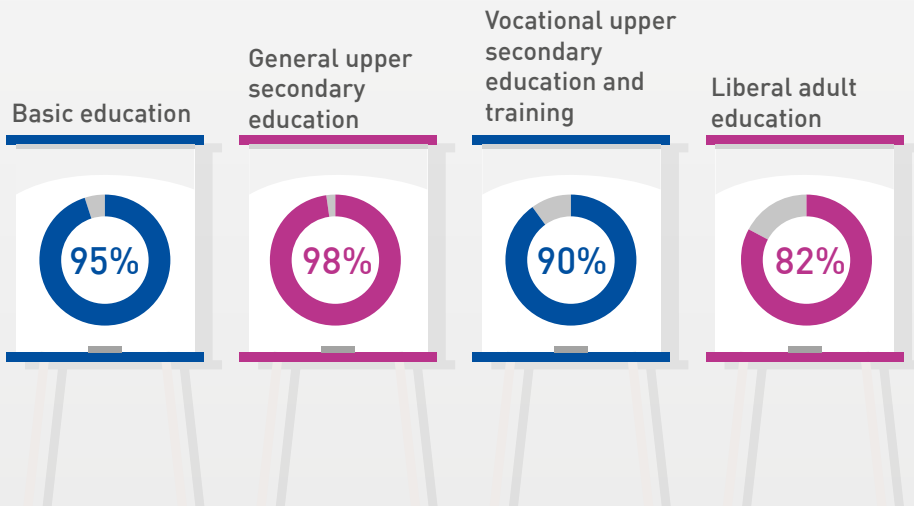
# Most teachers in Finland are fully qualified

The proportion of fully qualified teachers has traditionally been high in Finland. In 2016 nearly all principals, lecturers and class teachers in basic education were fully qualified. In general upper secondary education, the qualification rate was even higher. For example, all principals were fully qualified.

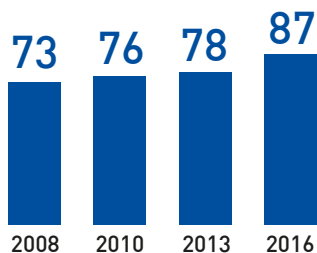
100%

of principals  
in general  
upper secondary  
were qualified

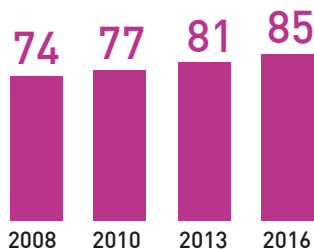
## Proportion of qualified teachers 2016




# Qualification rate of teachers in special needs and migrant education higher than before



Teachers' qualification rate in special needs education (%)



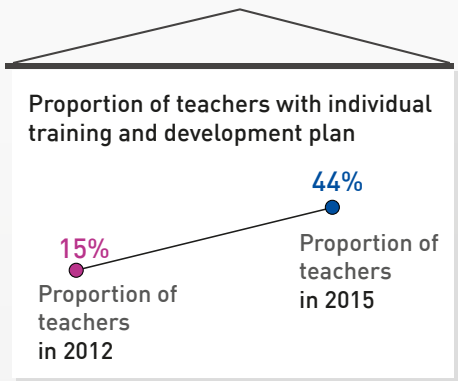
Teachers' qualification rate in migrant education (%)



# In-service-training is increasingly popular

Teachers and principals participated actively in in-service-training. The most active were teachers in general upper secondary education of whom nearly 88 per cent had participated.

More and more teachers also have an individual training and development plan to support their professional development.



## Proportion of teachers who participated in in-service-training or mobility programmes

Basic education

80%



General upper secondary education

88%



Vocational upper secondary education and training

65%



Liberal adult education

65%



# Teaching force is ageing

The majority of principals were over fifty. The biggest proportion of principals over fifty was in vocational education and training.

Teachers are younger than principals. The proportion of teachers over fifty was smallest in basic education. In vocational education and training and liberal adult education, more than half of the teachers were over fifty.

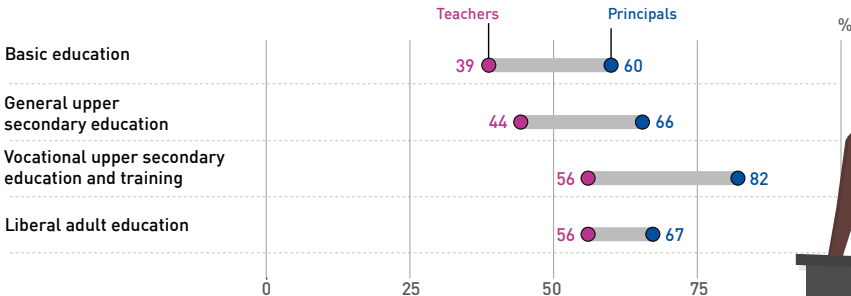
39%

of teachers in basic education were over fifty

82%

of principals in vocational education and training were over fifty

## Proportion of teachers and principals over fifty (2016)



# Teachers 2005 and 2016

Qualified teachers, female teachers and teachers over fifty in 2005 and 2016

