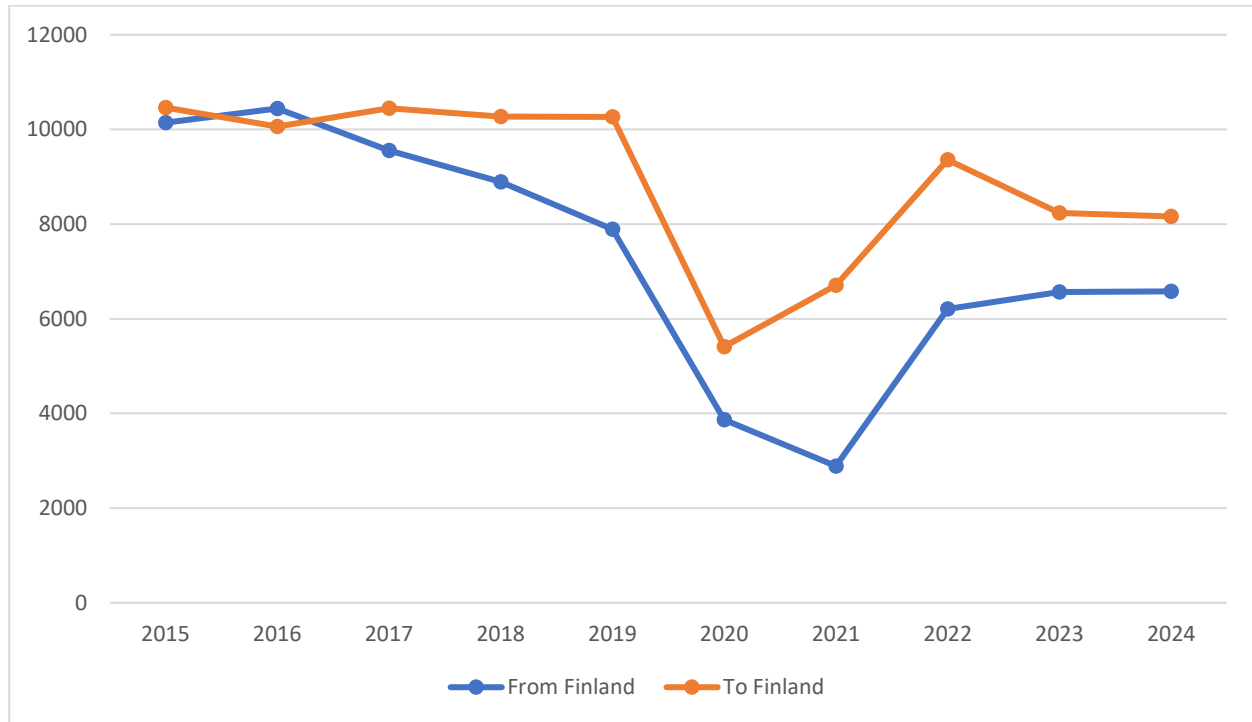




## International mobility periods (lasting 3 months or more) of higher education students from Finland and to Finland 2015 – 2024

(Source: Vipunen – Educational Statistics Finland)

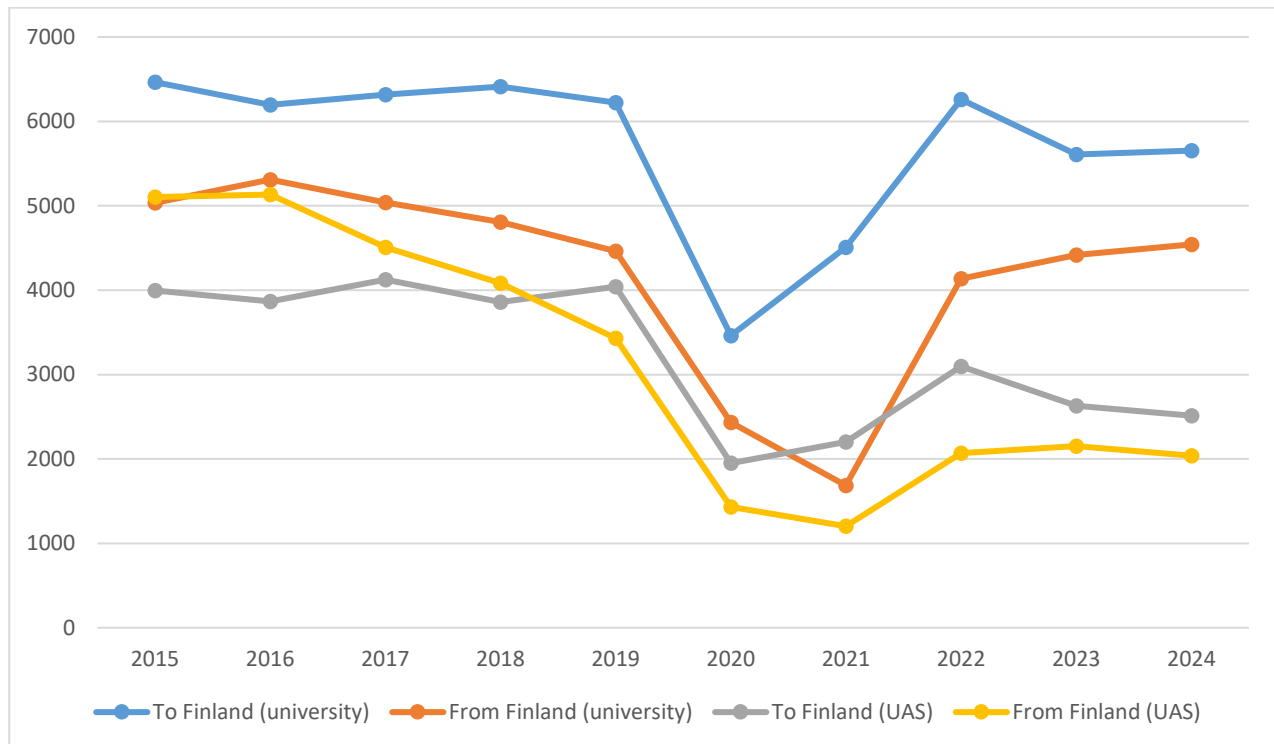


Year	From Finland	To Finland
2015	10140	10461
2016	10443	10059
2017	9552	10446
2018	8892	10272
2019	7893	10263
2020	3867	5412
2021	2889	6711
2022	6207	9357
2023	6567	8238
2024	6582	8160



## International mobility periods (lasting 3 months or more) of higher education students from Finland and to Finland 2015 – 2024, universities and universities of applied sciences (UAS) separately

(Source: Vipunen – Educational Statistics Finland)

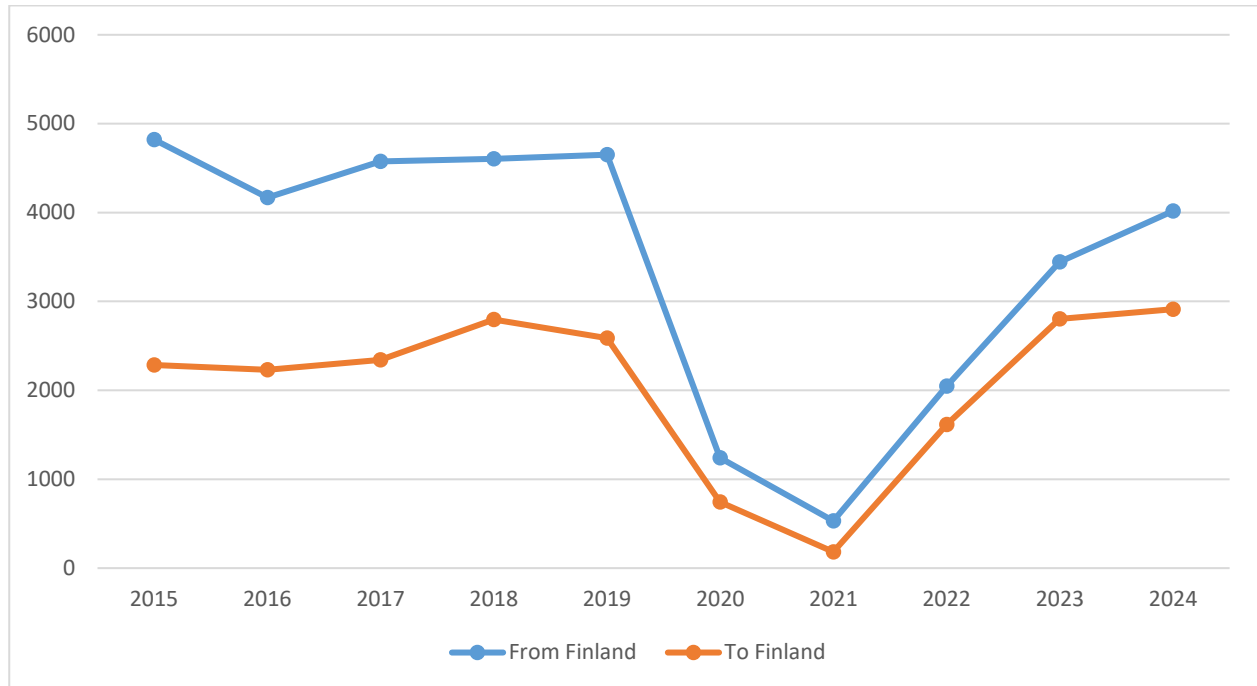


Year	To Finland (university)	From Finland (university)	To Finland (UAS)	From Finland (UAS)
2015	6465	5034	3996	5103
2016	6195	5310	3867	5133
2017	6318	5040	4125	4509
2018	6411	4809	3861	4083
2019	6222	4464	4041	3429
2020	3462	2433	1950	1431
2021	4509	1686	2202	1203
2022	6261	4137	3096	2070
2023	5607	4416	2631	2151
2024	5652	4542	2511	2040



## International mobility periods (lasting under 3 months) of higher education students from Finland and to Finland 2015 – 2024

(Source: Vipunen – Educational Statistics Finland)

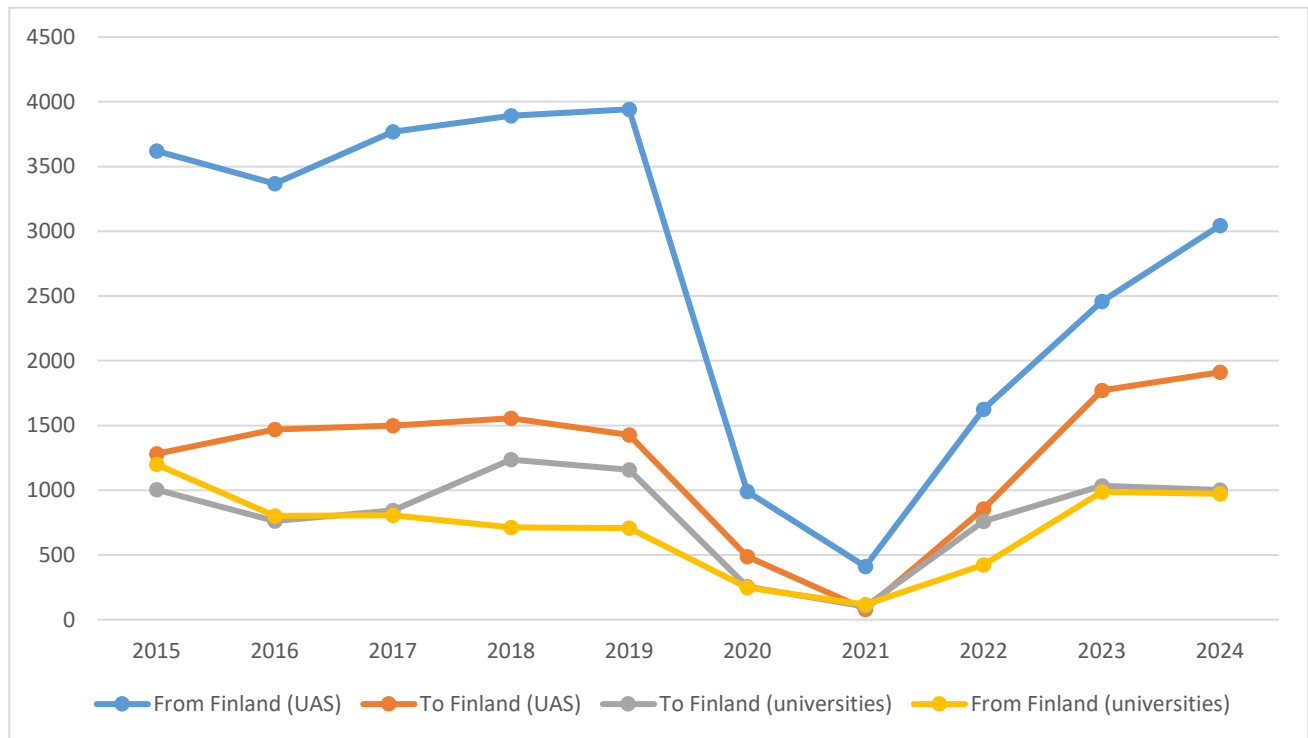


Year	From Finland	To Finland
2015	4821	2286
2016	4167	2232
2017	4575	2343
2018	4605	2796
2019	4650	2586
2020	1239	744
2021	531	183
2022	2049	1614
2023	3444	2802
2024	4017	2913



## International mobility periods (lasting under 3 months) of higher education students from Finland and to Finland 2015 – 2024, universities and universities of applied sciences (UAS) separately

(Source: Vipunen – Educational Statistics Finland)



Year	From Finland (UAS)	To Finland (UAS)	To Finland (universities)	From Finland (universities)
2015	3621	1281	1005	1200
2016	3369	1470	762	801
2017	3768	1500	843	807
2018	3891	1557	1236	714
2019	3942	1428	1158	708
2020	990	489	255	249
2021	411	81	102	117
2022	1626	855	759	423
2023	2457	1770	1035	987
2024	3045	1911	1002	972