



FINNISH NATIONAL  
AGENCY FOR EDUCATION

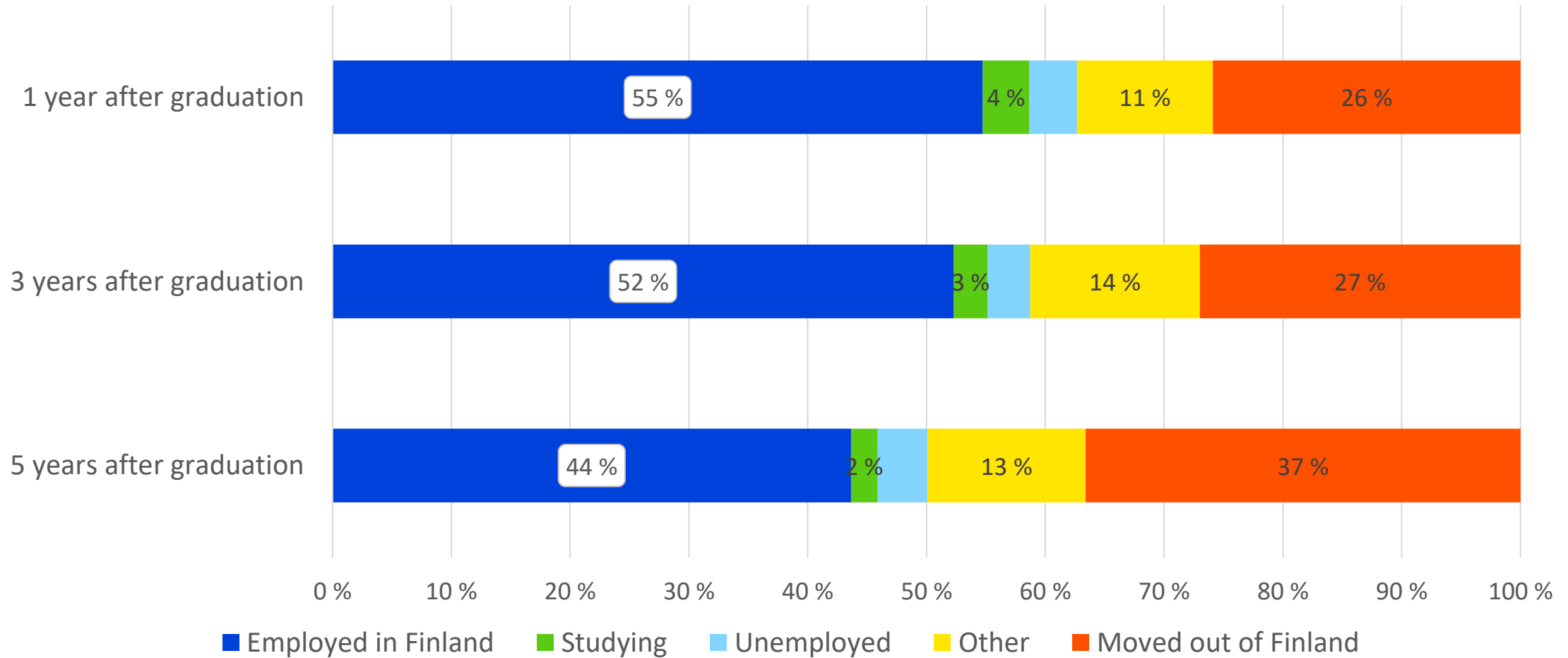
# Employment in foreign higher education graduates in Finland

Analysis based on Vipunen statistics

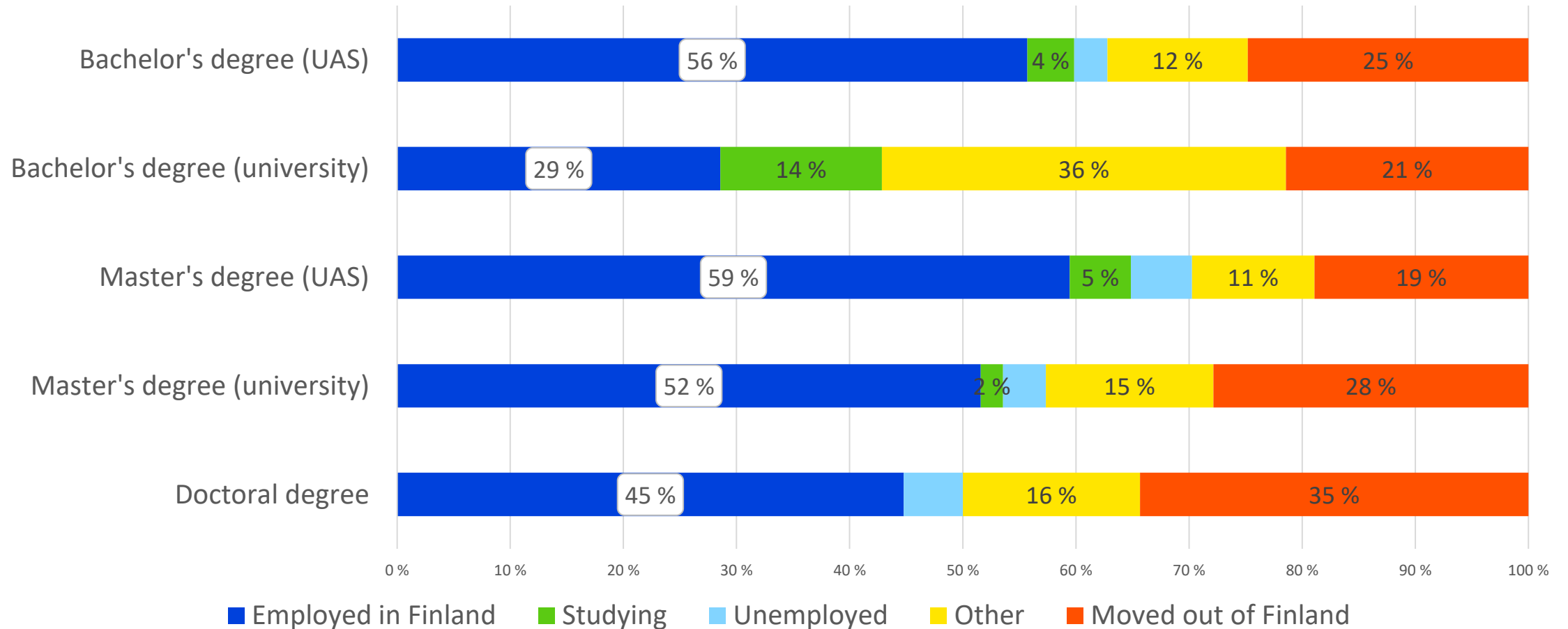
17.10.2024



# Situation of foreign higher education graduates 1, 3 and 5 years after graduation (year 2022)



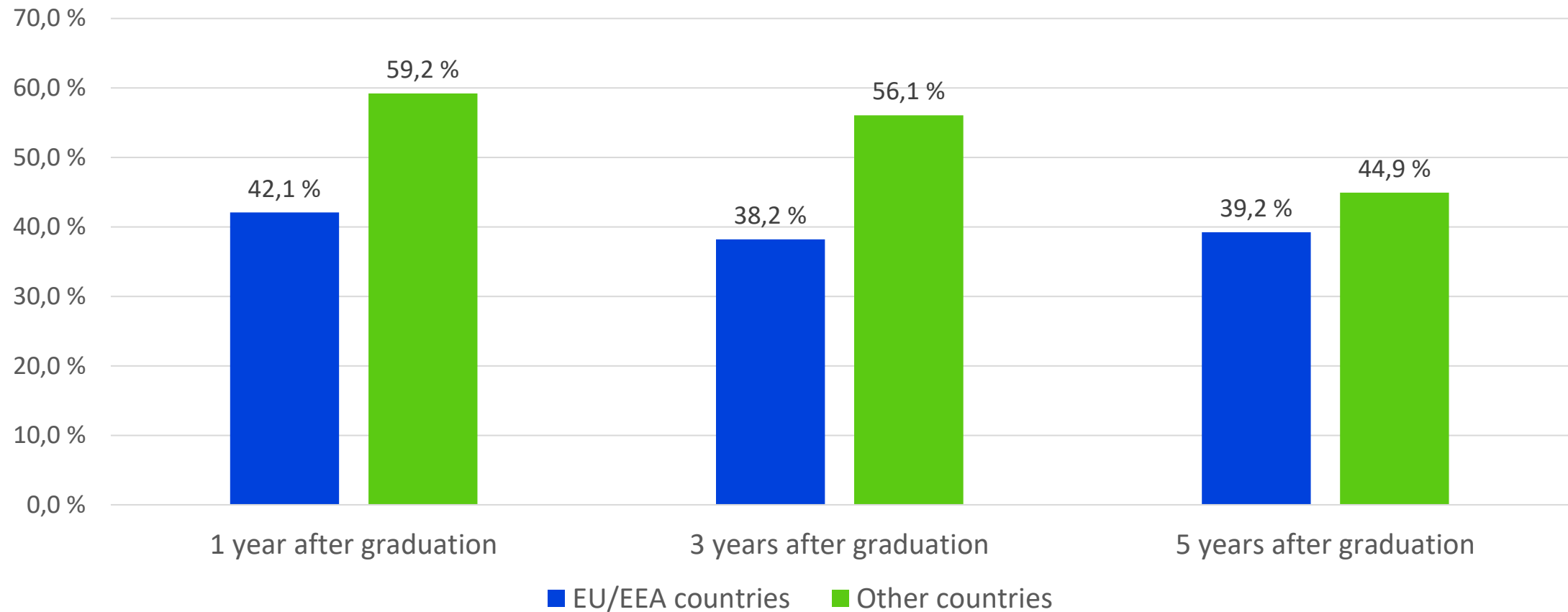
# Situation of foreign higher education graduates 3 years after graduation, by level of education (year 2022)



## Foreign graduates employed in Finland 3 years after graduation, by field and level of education (year 2022)

|  | Bachelor's degree (UAS) | Master's degree (university) | Doctoral degree |
|--|-------------------------|------------------------------|-----------------|
| Education                                  | n/a                     | 30 %                         | 38 %            |
| Humanities and arts                        | 48 %                    | 37 %                         | 47 %            |
| Social sciences                            | n/a                     | 36 %                         | 36 %            |
| Business, administration and law           | 39 %                    | 46 %                         | 49 %            |
| Natural sciences                           | 56 %                    | 47 %                         | 35 %            |
| Information and communication technologies | 57 %                    | 51 %                         | 47 %            |
| Engineering and technology                 | 46 %                    | 53 %                         | 43 %            |
| Agriculture and forestry                   | n/a                     | 30 %                         | 38 %            |
| Health and welfare                         | 72 %                    | 55 %                         | 40 %            |
| Services                                   | 48 %                    | 21 %                         | 67 %            |

# Foreign graduates employed in Finland 1, 3 and 5 years after graduation, by nationality (year 2022)



# Foreign graduates' occupational status 3 years after graduation, by nationality (year 2022)

|   | EU/EEA countries | Other countries | Foreign countries total | Finnish graduates |
|---|------------------|-----------------|-------------------------|-------------------|
| Managers  | 1 %              | 1 %             | 1 %                     | 2 %               |
| Professionals                                     | 52 %             | 41 %            | 43 %                    | 42 %              |
| Experts   | 20 %             | 14 %            | 15 %                    | 32 %              |
| Clerical support workers                          | 5 %              | 4 %             | 4 %                     | 6 %               |
| Service and sales workers                         | 4 %              | 8 %             | 7 %                     | 6 %               |
| Skilled agriculture, forestry and fishery workers | n/a              | 0 %             | 0 %                     | 0 %               |
| Craft and related trades workers                  | 1 %              | 1 %             | 1 %                     | 1 %               |
| Plant and machine operators, and assemblers       | 1 %              | 3 %             | 3 %                     | 1 %               |
| Elementary occupations                            | 2 %              | 13 %            | 11 %                    | 1 %               |
| Unknown   | 14 %             | 16 %            | 15 %                    | 9 %               |
| Total   | 100 %            | 100 %           | 100 %                   | 100 %             |

Non-EU/EEA graduates are less likely to be employed in expert positions and more likely to work in elementary occupations.

Elementary occupations include jobs that do not require a higher education degree, such as cleaning and assisting tasks in restaurants, construction sites, and industry.

n/a=sample size too small

Source: Vipunen – Education statistics Finland | All levels and sectors | Placement after graduation

<https://vipunen.fi/en-gb/combined/Pages/Tutkinnon-suorittaneiden-sijoittuminen.aspx>

Data produced by Statistics Finland examining the employment and continuation of studies of graduates 1, 3, and 5 years after graduation, as well as the occupational status of those employed.

Data retrieved from Vipunen in September/October 2024.