



# Facts and Figures on Basic Education in Finland



FINNISH NATIONAL  
AGENCY FOR EDUCATION

# All 7-15-years-olds attend basic education

Basic education begins in the year child turns 7 years and lasts for 9 years. Single structure basic education covers primary and lower secondary levels. (ISCED 1-2)

## Pupils in 2019\*

**61 070**

started their  
first school year

**58 370**

completed  
basic education

**554 170**

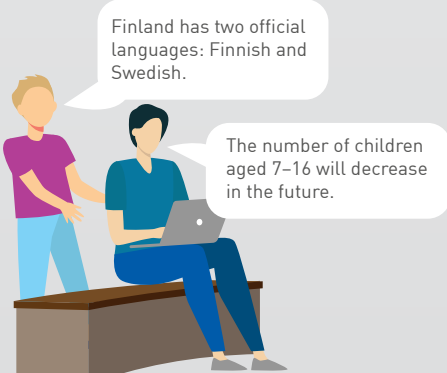
pupils in grades 1-9

**6%**

of pupils are  
Swedish speaking


**8%**

of pupils are foreign  
language speakers



Finland has two official  
languages: Finnish and  
Swedish.

The number of children  
aged 7-16 will decrease  
in the future.

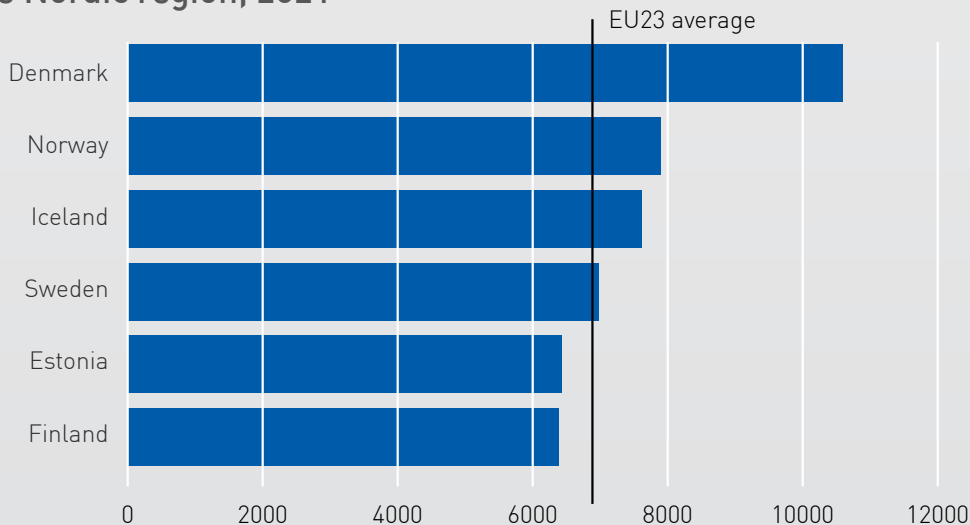


The number of foreign  
language pupils is  
growing.

\*Vipunen - Education  
Statistics Finland

# Finland has short school days compared to many other countries

Total number of lessons during basic education in the Nordic region, 2021\*



Source: European Commission/EACEA/Eurydice 2021: Recommended Annual Instruction time in Full-time Compulsory Education 2020/21.

The minimum number of compulsory lessons\*\* per week in Finland:

- Grades 1 and 2 à 20 lessons per week
- Grade 9 à 30 lessons per week

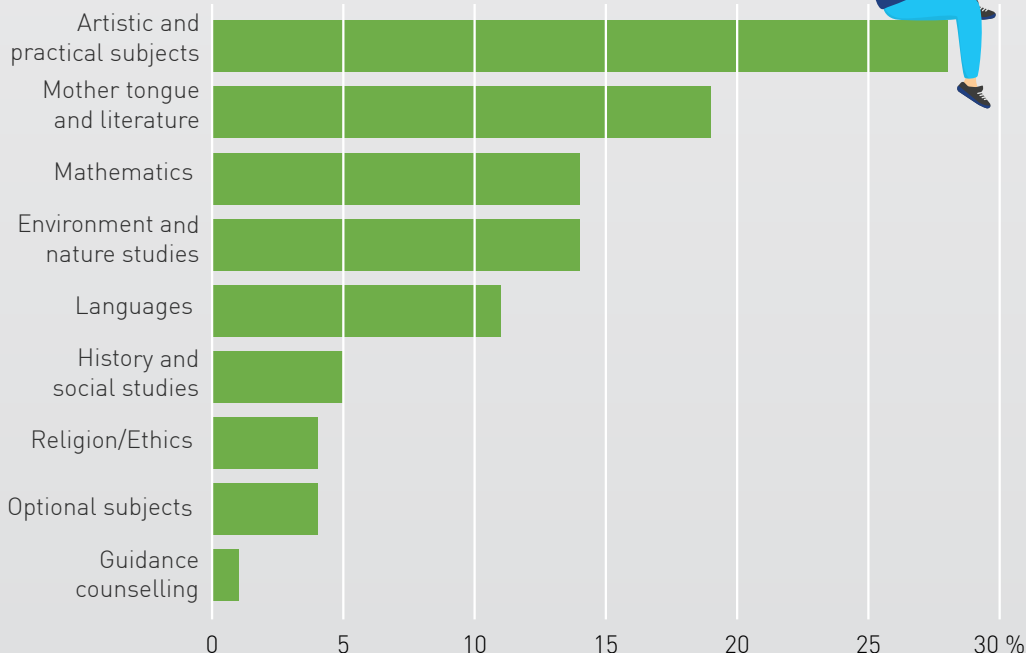


\*Transferred into 60 min lessons.

\*\*45 minutes lessons.

# Artistic and practical subjects take up the biggest share of curriculum

Total compulsory instruction time by subject in Finland\*, (total=100 %)



Source: Government Decree on the National Objectives for Education Referred to in the Basic Education Act and in the Distribution of Lesson Hours 422/2012

\*45 minutes lessons.

# English is the most commonly learned foreign language at school

All pupils learn the minimum of one foreign language and second national language, Finnish or Swedish.

Studying the first language begins in the 1st grade at the age of 7, studying the second national language begins in the 6th grade at the latest.

## Languages in 2019\*

# 18%

of the lower secondary pupils learned three languages

German, French, Spanish and Russian are other commonly learned languages

# 99%

of pupils in 6th grade study English


# 100%

of pupils learn at least two languages



# Teachers in basic education are highly educated

The teaching profession is appreciated in the society (agree or totally agree)\*



**95%**

of the teachers and principals are formally qualified.\*\*

**79%**

of the teachers are women.  
The proportion of women among principals is 52%.\*\*

**16%**

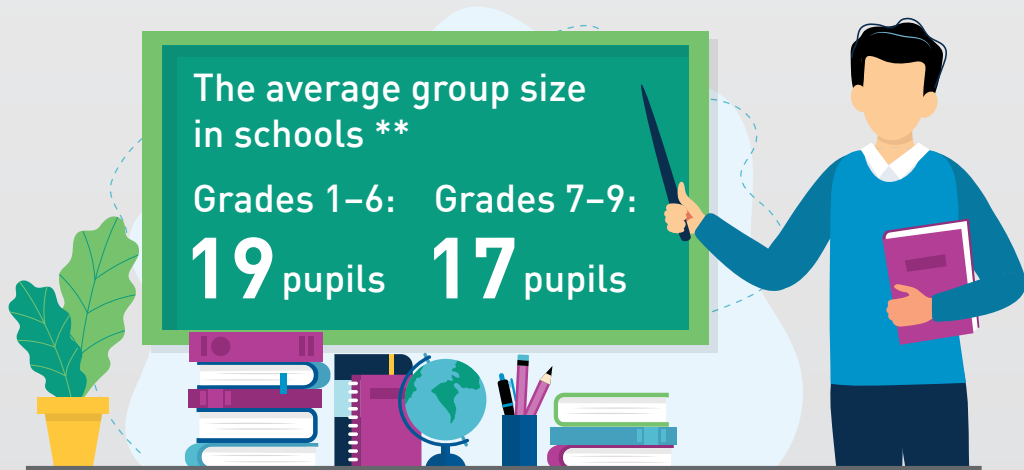
of those who applied were admitted to teacher education in 2020.\*\*\*

\*The OECD: Teaching and Learning: International Survey TALIS 2018.

\*\*Teachers and Principals in Finland 2019 -survey. \*\*\*Vipunen – Education Statistics Finland.

# Pupils go to local school

All pupils can go to local school near home. The differences between schools in learning outcomes are small in Finland\*.



**2 279**

schools in 2019\*\*\*

**243**

pupils on average in a school\*\*

**33%**

of schools has pupil count smaller than 100

\*\*\*

\*OECD: Programme for International Student Assessment (PISA) 2018.

\*\*Teachers and Principals in Finland study 2019. \*\*\* Vipunen Educational Statistics Finland.

# Pupils in Finland both perform well and are satisfied with life



15-year-old pupils in Finland and OECD \*\*

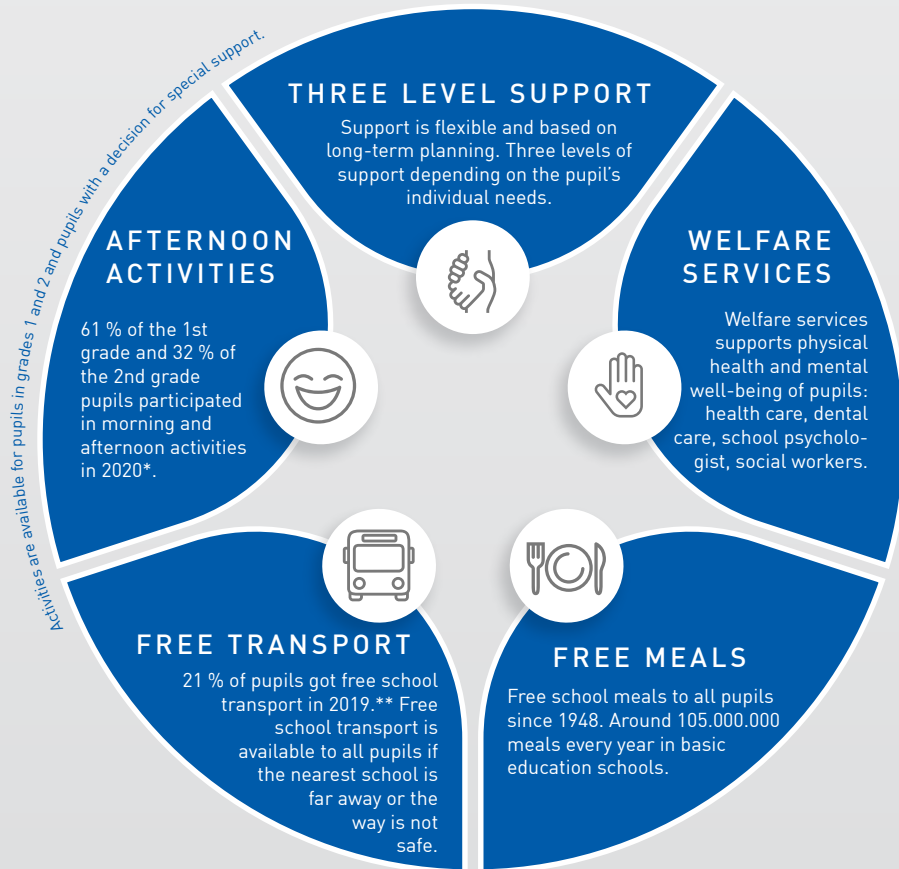
	Finland avg.	OECD avg.
Score in reading	520*	487
Score in mathematics	507*	489
Score in science	522*	489
Satisfied with life	78%	67%
Sometimes or always happy	91%	91%
Satisfaction with life (scale 0–10)	7.6	7.0

\*35–40 score points corresponds to approximately 1 year of study

\*\*OECD: Programme for International Student Assessment (PISA) 2018



# Pupils well-being in focus – every pupil is entitled to wide variety of guidance and support



\* Finnish National Agency for Education. \*\* Vipunen Education Statistics Finland

# Expenditure in basic education

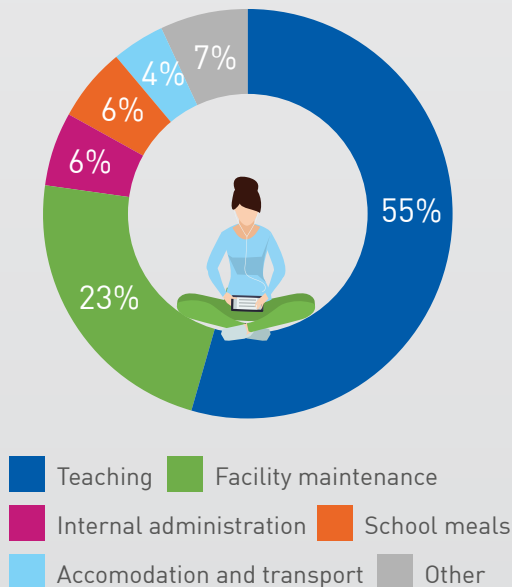
A wide difference in expenditure per pupil between primary and lower secondary levels in Finland.

## Total expenditure on basic education per pupil, 2017\*

	Primary	Lower secondary
Finland	9 633	15 400
Estonia	7 481	7 622
Sweden	12 189	12 894
Norway	13 906	13 906
Denmark	13 278	13 127
Iceland	13 333	15 620
EU23 avg.	9 269	10 963
OECD avg.	9 090	10 527

\* Purchasing power parity adjusted USD.  
OECD: Education at a Glance 2020

## Distribution of expenditure in basic education in 2019 \*\*



\*\* Finnish National Agency for Education