

# CREATING A WINNING PROJECT APPLICATION FOR THE CALL OF CENTRES OF VOCATIONAL EXCELLENCE

25.10.2023  
Bergen, Norway  
Jouni Hytönen



# INTRODUCTION

- Welcome to our presentation on how to create a project application for the Call of Centres of Vocational Excellence.
- Today, we'll guide you through the process while taking into account the evaluation criteria that will help your application stand out.



# UNDESTANDING THE CALL

- Before you start, carefully read the Call documentation to understand its goals and objectives.
- Start the application process early enough (recommendation at least six months before deadline)
- Pay close attention to eligibility criteria and submission deadlines.
- Do remember to have enough planning meet ups in this complex project Call



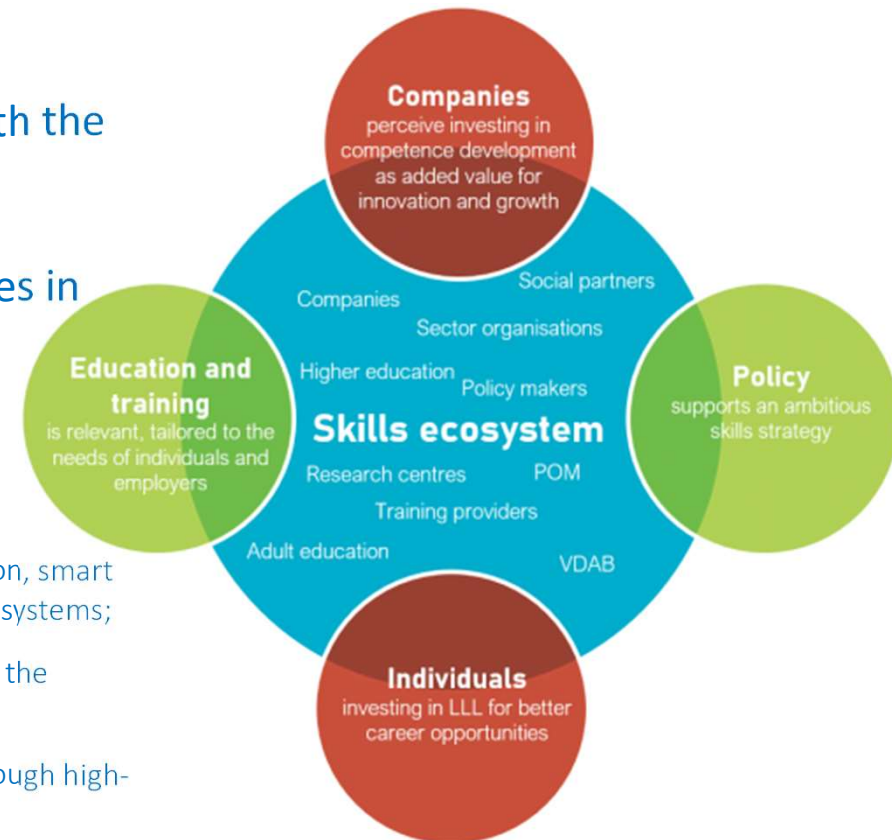


# TEAM FORMATION


- Assemble a diverse and experienced team with the necessary skills.
- Ensure that team members are aligned with the project's goals and objectives.
- Find a multinational project planning team and share the duties in the application process

# PROJECT CONCEPT

- Develop a clear and innovative project concept that aligns with the Call's objectives.
- Highlight how your project addresses the needs and challenges in vocational education.
- A holistic learner centred approach in which VET
  - is an integrated part of skills ecosystems, contributing to regional development, innovation, smart specialization and clusters strategies, as well as to specific value chains and industrial ecosystems;
  - is part of knowledge triangles, working closely with other education and training sectors, the scientific community, and business;
  - enables learners to acquire both vocational (job specific) as well as key competences through high-quality provision that is underpinned by quality assurance;
  - builds innovative forms of partnerships with the world of work, and is supported by the continuous professional development of teaching and training staff, innovative pedagogies, learner and staff mobility and VET internationalization strategies



# RELEVANT ACTIVITIES



The project must choose relevant activities providing details on the concrete actions and deliverables indicated under the following three clusters:

- at least 4 of the activities listed in the Application Form under Cluster 1 - Teaching and learning
- least 3 of the activities listed in the Application Form under Cluster 2 - Cooperation and partnership, and
- at least 2 of the activities listed in the Application Form under Cluster 3 - Governance and funding

# PARTNERSHIPS

Establish strong partnerships with relevant stakeholders, such as educational institutions, industry experts, and community organizations.

- The partnership must include at least 8 applicants (coordinator and full partners) from a minimum of 4 EU Member States or third countries associated to the Program.
- Each EU Member State or third country associated to the Program must include:
  - a) at least 1 enterprise, industry or sector representative organization
  - b) at least 1 vocational education and training provider (at secondary and/or tertiary level).
- Further composition of the partnership should reflect the specific nature of the proposal. Explain how these partnerships will contribute to the success of your project.







## DETAILED PROJECT PLAN

- Create a comprehensive project plan that outlines objectives, activities, timelines, and deliverables.
- Emphasize the scalability and sustainability of your project.
- Fill the project application into the provided WORD-template



## BUDGET AND RESOURCES

- Prepare a realistic budget that covers all project expenses and is in balance with the contribution of each partner.
- Pay attention also to outsourced resources
- Clearly demonstrate how the requested funds will be used to achieve project goals.
- Create the Budget with the EXCEL-template  
(while setting the partners and the WP's the Excel tool automatically generates the budget template)






## IMPACT ASSESSMENT

- Describe the expected impact of your project on vocational education and the community.
- Provide measurable indicators to track progress and success.

# EVALUATION (AWARD) CRITERIA


- Familiarize yourself with the evaluation criteria outlined in the Call documentation.
- Tailor your application to address each criterion explicitly.
- CRITERIA:
  - Relevance of the project (maximum score 35 points)
    - Link to policy
    - Consistency
    - Activities
    - Innovation
    - Regional dimension
    - Cooperation and partnerships
    - European added value
    - Internationalisation
    - Digital skills
    - Green skills
    - Social dimension



# EVALUATION (AWARD) CRITERIA

## • CRITERIA:


- Quality of the project design and implementation (max. 25 points)
  - Coherence
  - Activities
  - Methodology
  - Management
  - Budget
  - Work plan
  - Financial and quality control
  - mobility activities
- Quality of the partnership and the cooperation arrangements (max. 20 points)
  - Configuration
  - Upward convergence
  - Geographical dimension
  - Involvement of third countries not associated to the Programme
  - Collaboration




# EVALUATION (AWARD) CRITERIA

## • CRITERIA:

- Impact (maximum score 20 points)
  - Exploitation
  - Dissemination
  - Impact
  - Sustainability
- To be considered for funding, applications must score at least 70 points (out of 100 points in total), also taking into account the necessary minimum pass score for each of the four award criteria: minimum 18 points for the “relevance of the project” category; minimum 13 points for “quality of the project design and implementation” and 11 points for the categories of “quality of the partnership and the cooperation arrangements” and “impact”. In ex aequo cases, priority will be given to highest scores for "relevance of the project" and then “impact”.



# WRITING THE APPLICATION



- Craft a compelling narrative that showcases your project's uniqueness, feasibility, and potential impact.
- Ensure clarity, coherence, and conciseness in your writing.
- Share writing responsibilities to each WP leader and commit them to create early drafts
- Follow the instructions carefully in the application (Word-template)

## SUPPORTING DOCUMENTATION

- Include all required attachments and supporting documents, such as partnership list
- Organize your application for easy review.







## REVIEW AND REVISION

- Have multiple team members review and proofread the application.
- Address any feedback and make necessary revisions.

# SUBMISSION

- Submit your application before the deadline using the designated submission platform.
  - Online platform (Part A, Part B, Part C)
  - Start early enough to take all partners to the online platform
  - Ask partners to fill their organization basic information
  - Upload the project application into the online platform
  - Upload the budget into the online platform
- Double-check that all required documents are included.



## FOLLOW-UP



- After submission, maintain open communication with the relevant authorities (EACEA).
- Be prepared to answer any additional questions or provide clarifications.

Good Luck for your  
forthcoming COVE-project!

THANK YOU!



[Jouni.hytonen@bc.fi](mailto:Jouni.hytonen@bc.fi)