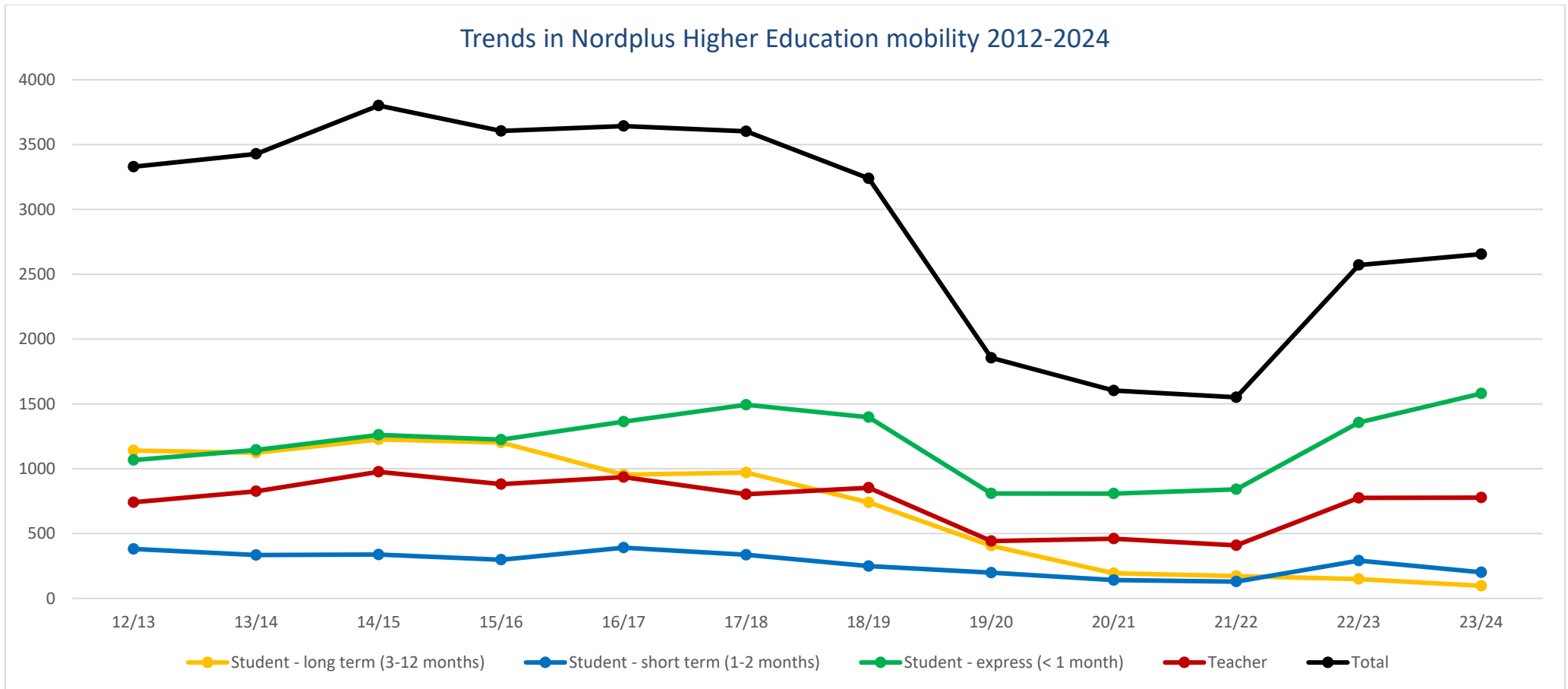


Nordplus Higher Education statistics from the academic year 2023/24

Trends in Nordplus Higher Education mobility 2012-2024



Student mobility in 2023/24 – long term (3-12 months)

To → From ↓	Denmark	Estonia	Finland	Faroe Islands	Greenland	Iceland	Latvia	Lithuania	Norway	Sweden	Åland	Total from:
Denmark		0	2	4	16	0	0	0	2	5	0	29
Estonia	2		0	0	0	0	0	1	0	0	0	3
Finland	8	0		0	0	3	0	0	16	3	2	32
Faroe Islands	2	0	0		0	0	0	0	0	0	0	2
Greenland	0	0	0	0		0	0	0	0	0	0	0
Iceland	0	0	0	0	0		0	0	0	0	0	0
Latvia	0	0	0	0	0	0		0	0	0	0	0
Lithuania	0	0	1	0	0	0	0		0	0	0	1
Norway	5	0	1	2	0	0	0	0		2	0	10
Sweden	6	1	2	0	0	3	0	0	7		0	19
Åland	0	0	0	0	0	0	0	0	0	1		1
Total to:	23	1	6	6	16	6	0	1	25	11	2	97

Student mobility in 2023/24 – short term (1-2 months)

To →	Denmark	Estonia	Finland	Faroe Island	Greenland	Iceland	Latvia	Lithuania	Norway	Sweden	Åland	Total from:
From ↓												
Denmark		2	6	23	40	6	0	0	15	8	0	100
Estonia	1		1	0	0	0	0	0	0	0	0	2
Finland	0	2		0	0	3	2	3	10	13	5	38
Faroe Islands	4	0	0		0	0	0	0	0	1	0	5
Greenland	0	0	0	0		0	0	0	0	0	0	0
Iceland	0	0	0	0	0		0	0	2	1	0	3
Latvia	0	0	0	0	0	0		0	0	0	0	0
Lithuania	0	0	0	0	0	0	0		0	0	0	0
Norway	15	0	0	0	0	5	0	0		1	0	21
Sweden	7	0	3	0	0	1	0	0	7		0	18
Åland	0	0	2	0	0	0	0	0	0	12		14
Total to:	27	4	12	23	40	15	2	3	34	36	5	201

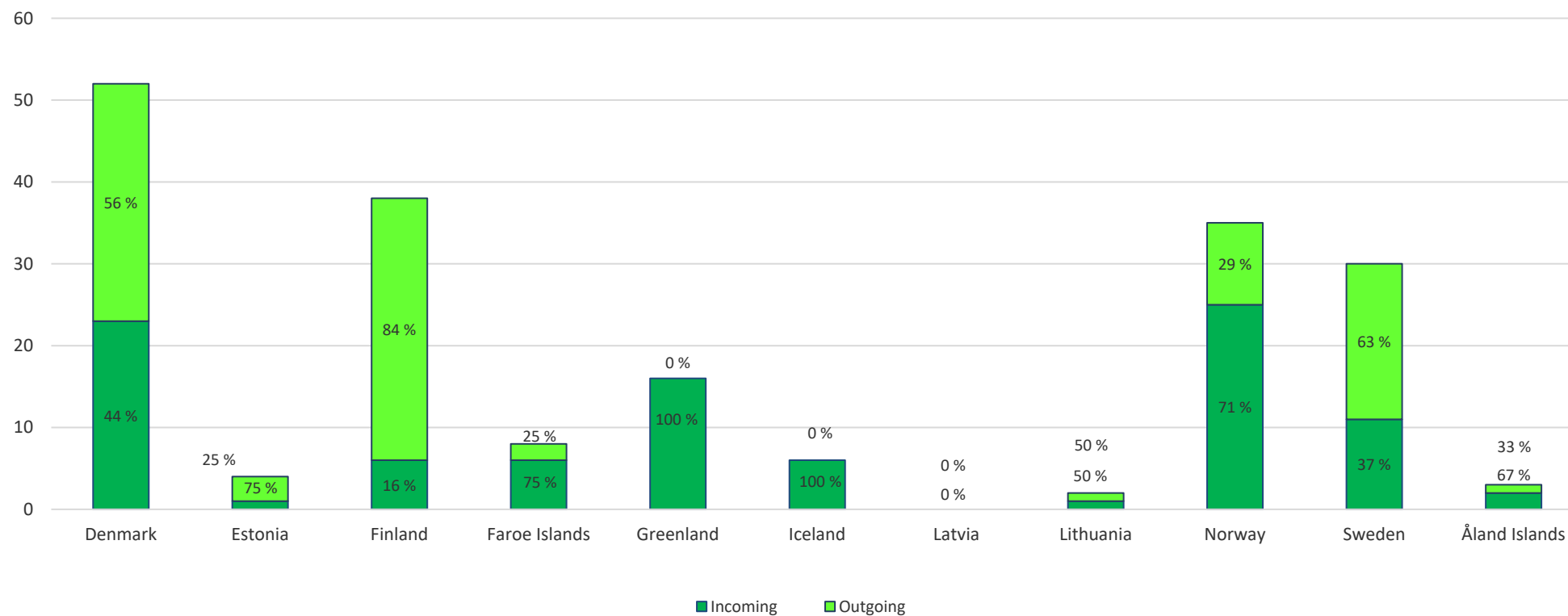
Express mobility (1-3 weeks) in 2023/24

To →	Denmark	Estonia	Finland	Faroe Islands	Greenland	Iceland	Latvia	Lithuania	Norway	Sweden	Åland	Total from:
From ↓												
Denmark		13	40	16	17	30	6	12	60	32	3	229
Estonia	20		98	0	0	7	39	33	9	12	0	218
Finland	43	46		0	2	41	30	30	50	31	35	308
Faroe Islands	1	0	0		0	0	0	0	0	0	0	1
Greenland	0	0	0	0		0	0	0	5	0	0	5
Iceland	29	3	5	29	2		6	4	3	13	0	94
Latvia	9	29	18	0	0	20		22	5	14	0	117
Lithuania	29	41	39	0	0	5	36		8	3	0	161
Norway	55	45	15	10	0	39	6	25		27	0	222
Sweden	43	48	26	3	0	25	1	28	49		1	224
Åland	0	0	1	0	0	0	0	0	0	0		1
Total to:	229	225	242	58	21	167	124	154	189	132	39	1580

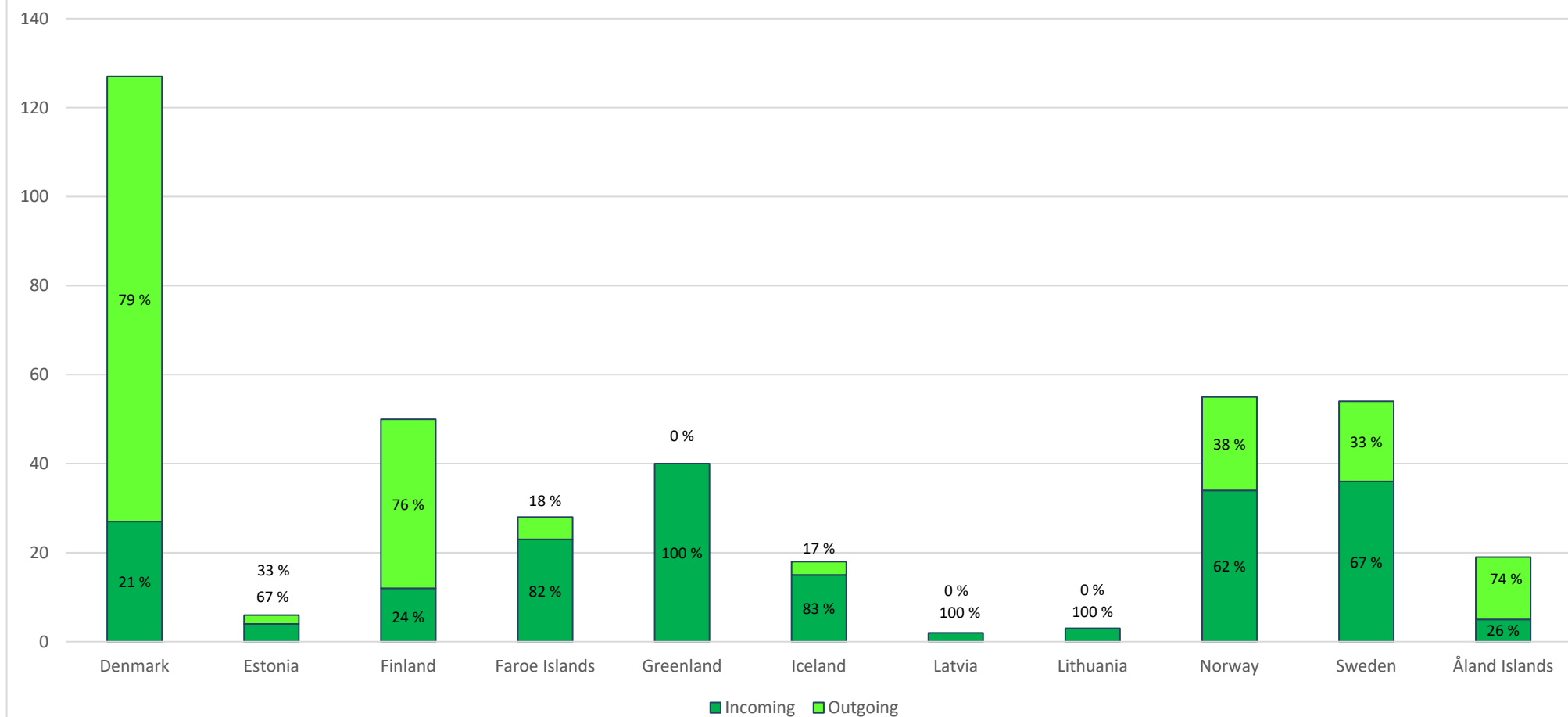
Teacher mobility in 2022/23

To →	Denmark	Estonia	Finland	Faroe Islands	Greenland	Iceland	Latvia	Lithuania	Norway	Sweden	Åland	Total from:
From ↓												
Denmark		1	17	1	17	16	5	4	26	12	0	99
Estonia	5		46	0	0	5	24	5	1	9	0	95
Finland	15	23		0	1	27	14	11	25	33	3	152
Faroe Islands	1	0	0		1	3	0	0	0	0	0	5
Greenland	3	0	1	3		1	0	0	2	0	0	10
Iceland	7	2	11	3	3		3	4	8	6	0	47
Latvia	2	24	5	0	0	8		46	5	7	0	97
Lithuania	11	14	23	0	1	5	16		5	11	0	86
Norway	22	6	24	3	2	9	6	0		26	0	98
Sweden	14	4	35	3	3	9	1	4	11		1	85
Åland	0	1	1	0	1	0	0	0	0	0		3
Total to:	80	75	163	13	29	83	69	74	83	104	4	777

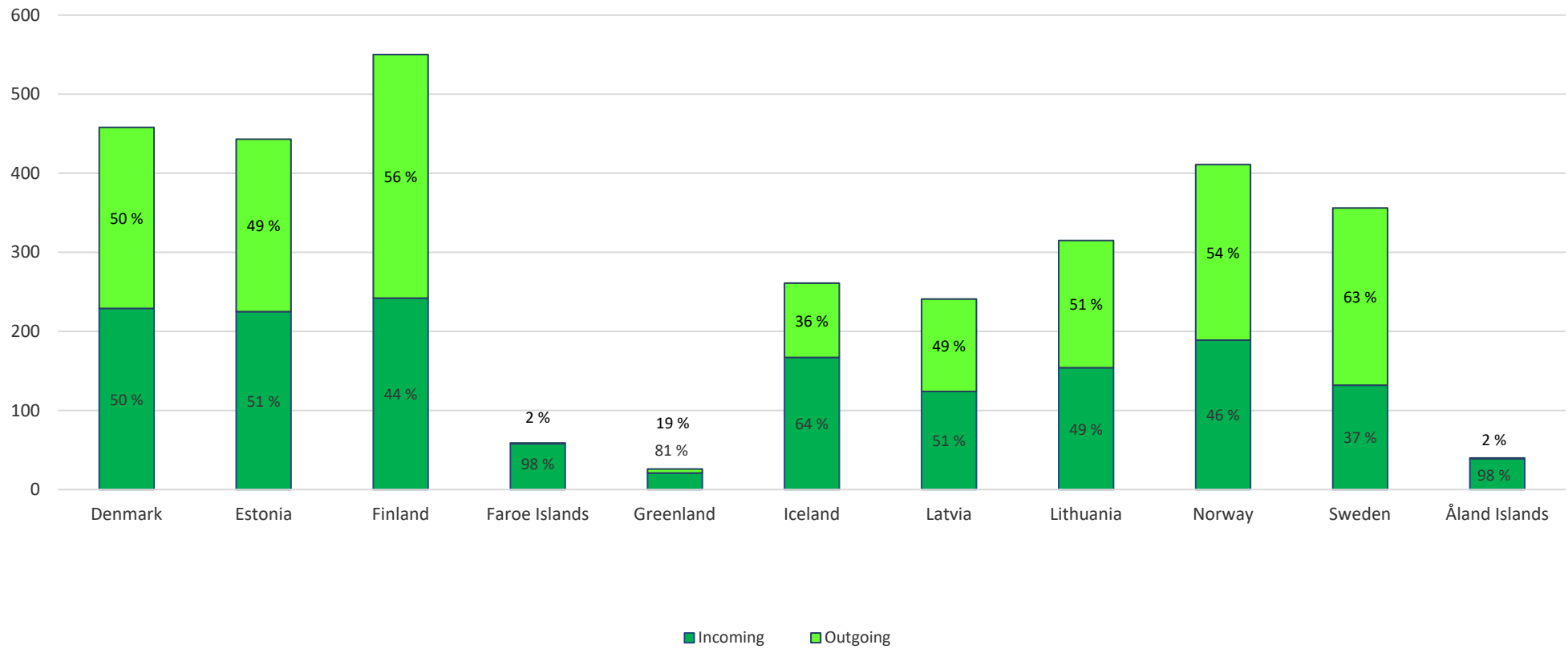
Balance between incoming and outgoing long term student mobility
(3-12 months) in 2023/24



Balance between incoming and outgoing short term student mobility
(1-2 months) in 2023/24



Balance between incoming and outgoing express mobility
(1-3 weeks) in 2023/24



Balance between incoming and outgoing teacher mobility in 2023/24

