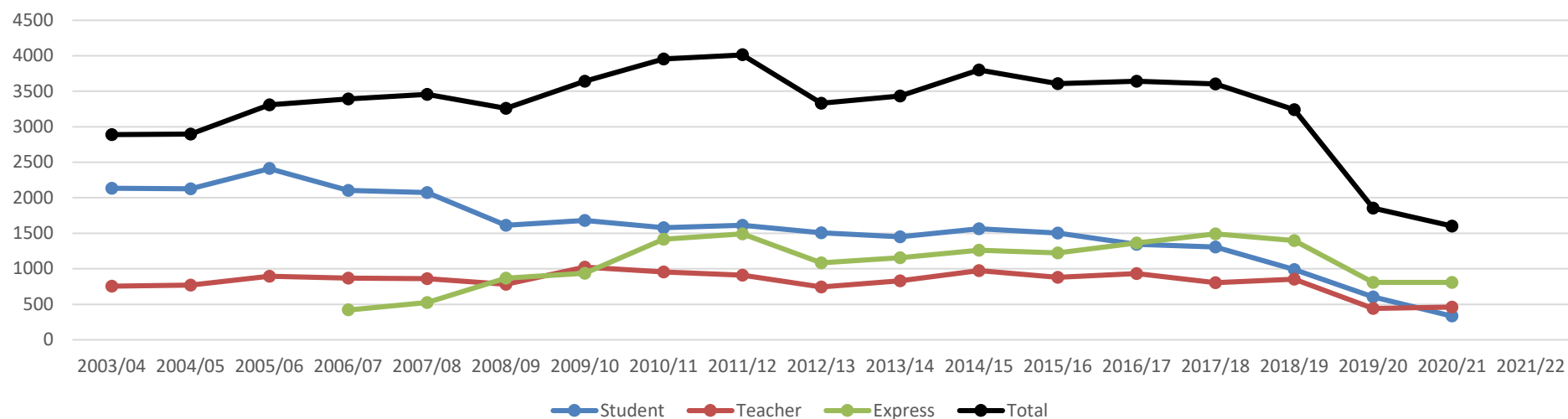


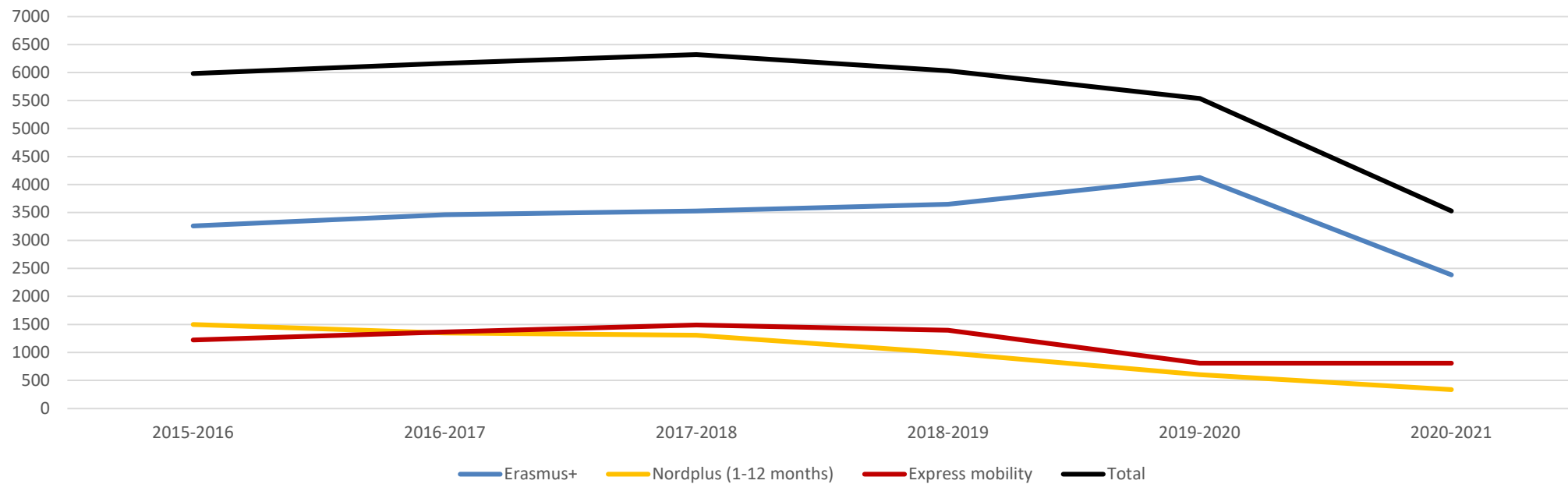
## Reported statistics of Nordplus Higher Education 2020 grants (academic year 2020/21)

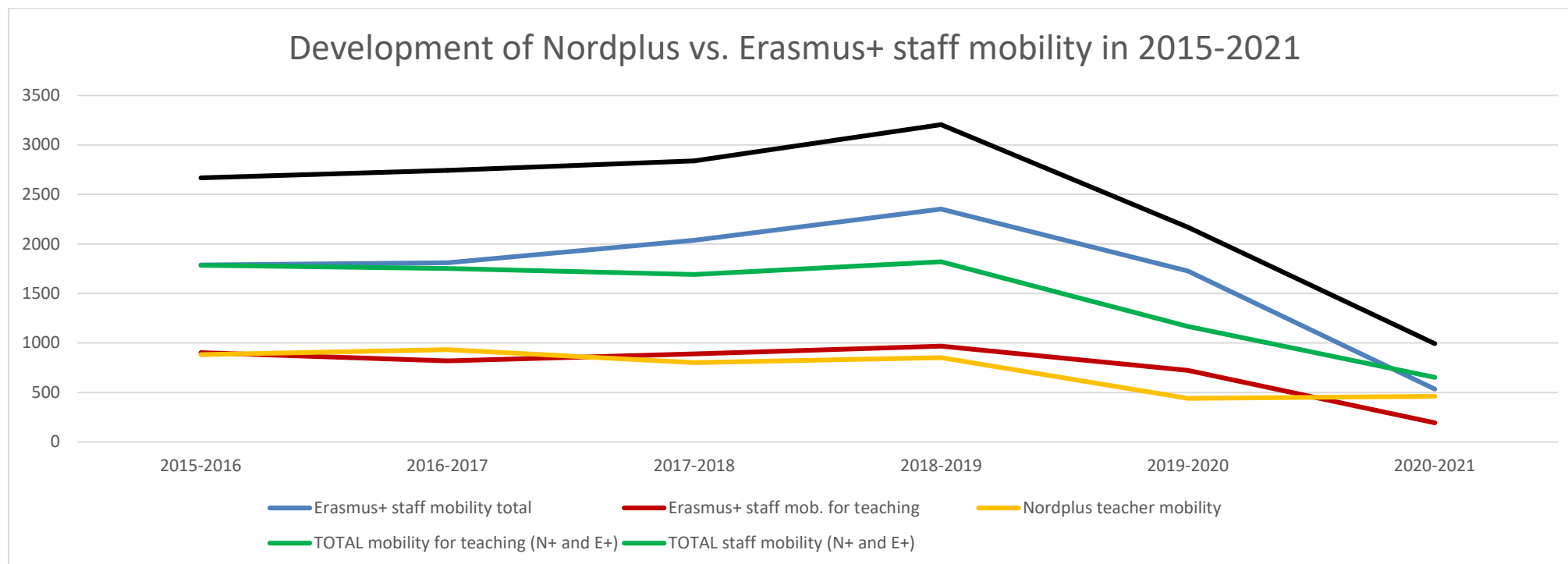
Trends in mobility 2003-2021



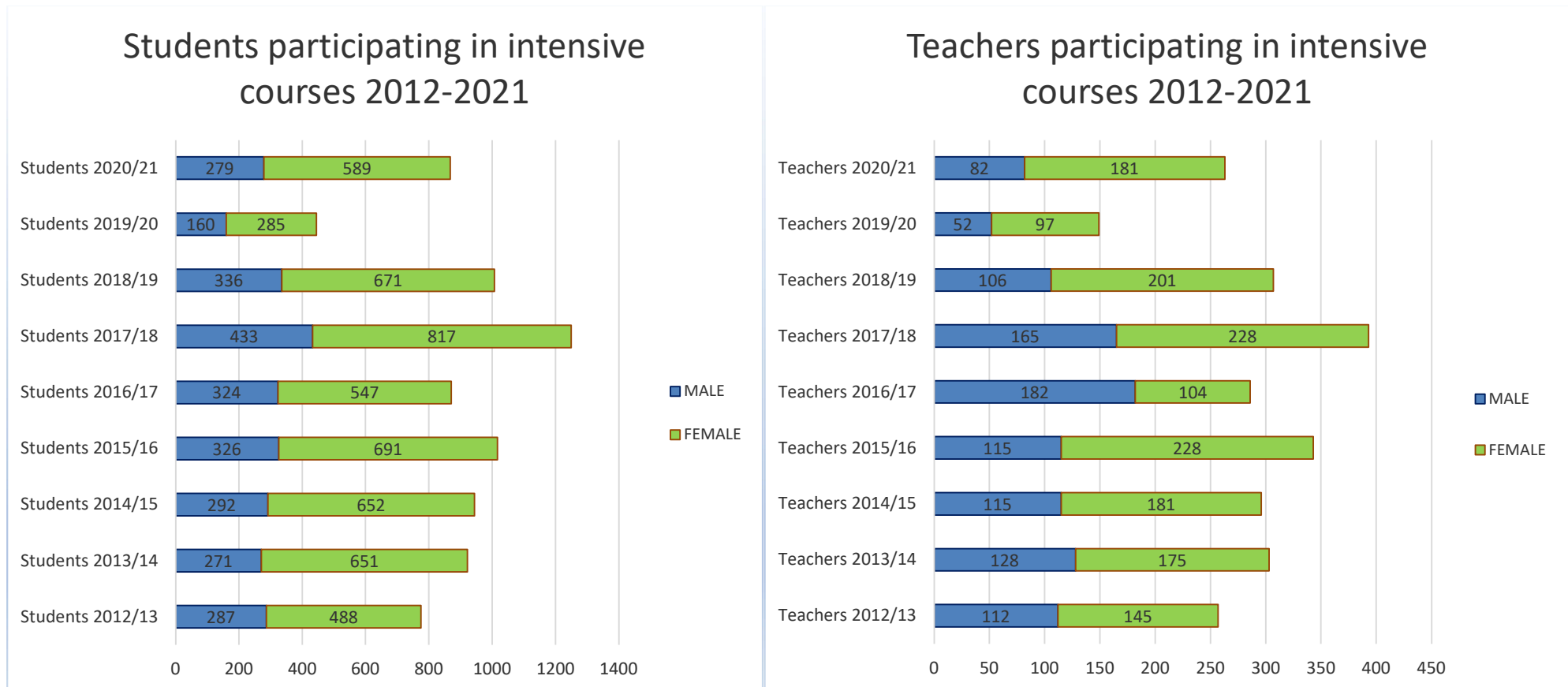
	12/13	13/14	14/15	15/16	16/17	17/18	18/19	19/20	20/21
Student - long term (3-12 months)	1140	1123	1226	1202	954	970	740	406	194
Student - short term (1-2 months)	381	334	338	298	391	336	249	198	141
Student - express (< 1 month)	1067	1145	1261	1224	1363	1493	1397	809	808
Teacher	741	826	976	881	935	803	853	442	460
<b>Total</b>	<b>3329</b>	<b>3428</b>	<b>3801</b>	<b>3605</b>	<b>3643</b>	<b>3602</b>	<b>3239</b>	<b>1855</b>	<b>1603</b>

Development of Nordplus vs. Erasmus+ student mobility in 2015-2021





## Participation in Nordplus intensive courses in 2012-2021



\*The tables include also domestic mobility and some of the mobility in the online intensive courses.

## Student mobility in 2020/21 – long term (3-12 months)

To → From ↓	DK	EE	FI	FO	GL	IS	LV	LT	NO	SE	AX	Total from:
DK		0	4	6	25	2	0	0	13	12	0	62
EE	2		0	0	0	5	0	0	1	4	0	12
FI	9	0		0	0	7	0	0	19	26	1	62
FO	0	0	0		1	0	0	0	0	0	0	1
GL	0	0	0	0		0	0	0	0	0	0	0
IS	3	0	0	0	0		2	0	2	1	0	8
LV	0	0	0	0	0	0		0	0	0	0	0
LT	0	0	1	0	0	0	0		0	1	0	2
NO	7	0	1	0	0	0	0	0		9	0	17
SE	13	0	3	0	0	7	0	0	7		0	30
AX	0	0	0	0	0	0	0	0	0	0		0
<b>Total to:</b>	<b>34</b>	<b>0</b>	<b>9</b>	<b>6</b>	<b>26</b>	<b>21</b>	<b>2</b>	<b>0</b>	<b>42</b>	<b>53</b>	<b>1</b>	<b>194</b>

## Student mobility in 2020/21 – short term (1-2 months)

To → From ↓	DK	EE	FI	FO	GL	IS	LV	LT	NO	SE	AX	Total from:
DK		0	2	29	22	10	0	0	5	2	0	70
EE	0		4	0	0	2	1	0	0	1	0	8
FI	1	0		0	0	1	0	0	7	9	4	22
FO	0	0	0		0	0	0	0	0	0	0	0
GL	0	0	0	0		0	0	0	0	0	0	0
IS	1	0	0	1	0		0	0	2	0	0	4
LV	0	0	0	0	0	0		1	0	0	0	1
LT	0	0	0	0	0	0	1		0	0	0	1
NO	5	0	0	3	1	0	0	0		2	0	11
SE	2	0	2	0	0	8	0	0	7		0	19
AX	0	0	2	0	0	0	0	0	0	3		5
<b>Total to:</b>	<b>9</b>	<b>0</b>	<b>10</b>	<b>33</b>	<b>23</b>	<b>21</b>	<b>2</b>	<b>1</b>	<b>21</b>	<b>17</b>	<b>4</b>	<b>141</b>

## Express mobility in 2020/21 (< 1 month)

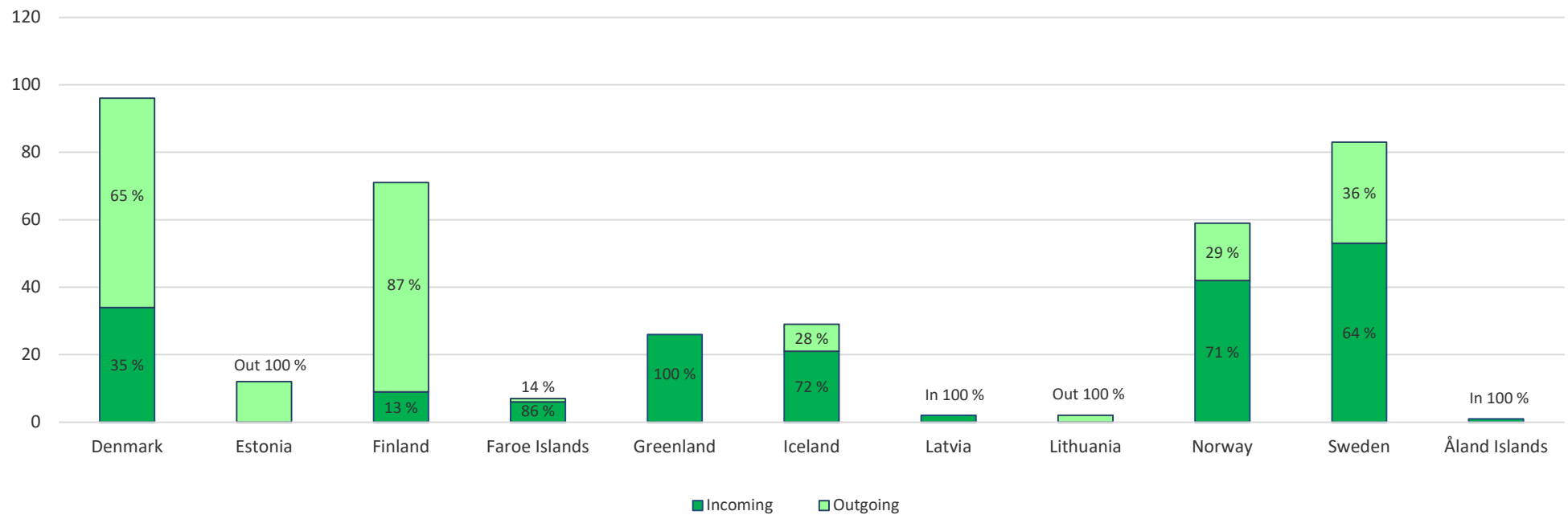
To → From ↓	DK	EE	FI	FO	GL	IS	LV	LT	NO	SE	AX	Total from:
DK		12	1	10	23	21	12	20	16	27	4	<b>146</b>
EE	2		52	2	0	11	49	22	0	7	10	<b>155</b>
FI	4	10		2	3	2	11	5	7	3	13	<b>60</b>
FO	7	0	0		0	0	0	0	0	0	0	<b>7</b>
GL	0	0	4	0		0	0	0	0	0	0	<b>4</b>
IS	11	3	1	0	4		5	4	0	0	0	<b>28</b>
LV	4	45	15	0	0	16		26	0	0	0	<b>106</b>
LT	0	35	27	2	0	0	61		0	13	0	<b>138</b>
NO	11	7	30	3	0	19	0	6		8	0	<b>84</b>
SE	12	12	10	0	3	13	0	5	25		0	<b>80</b>
AX	0	0	0	0	0	0	0	0	0	0		<b>0</b>
<b>Total to:</b>	<b>51</b>	<b>124</b>	<b>140</b>	<b>19</b>	<b>33</b>	<b>82</b>	<b>138</b>	<b>88</b>	<b>48</b>	<b>58</b>	<b>27</b>	<b>808</b>

## Teacher mobility in 2020/21

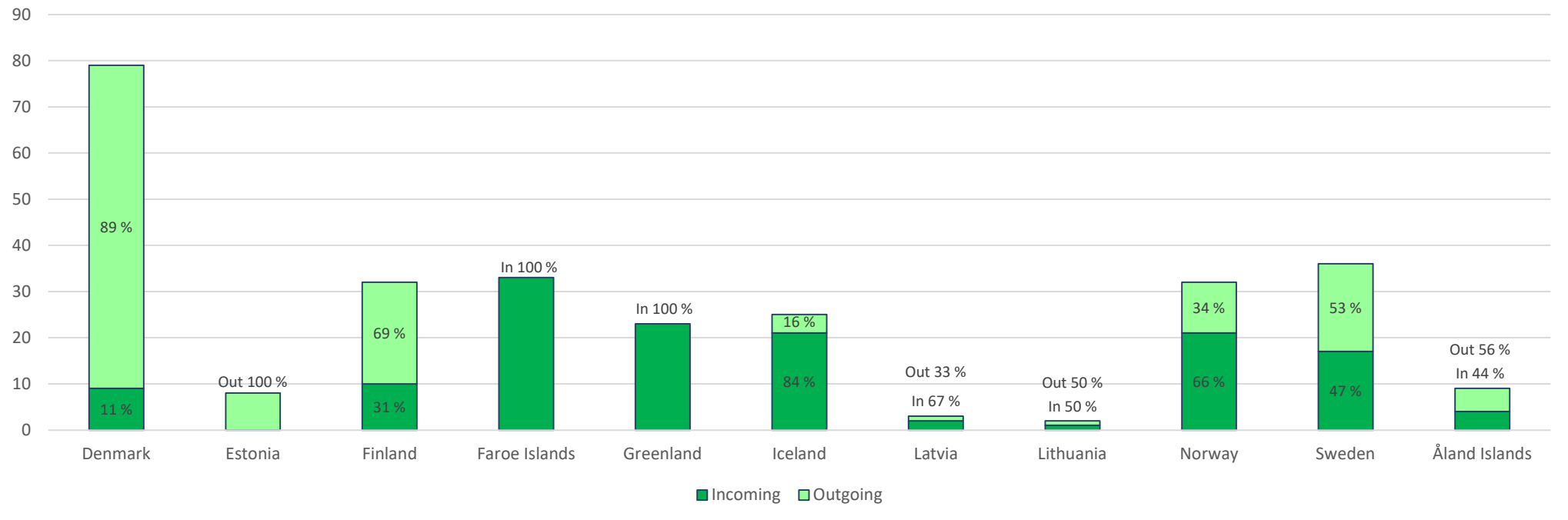
To → From ↓	DK	EE	FI	FO	GL	IS	LV	LT	NO	SE	AX	Total from:
DK		6	15	2	8	4	2	5	21	8	0	<b>71</b>
EE	3		20	2	0	6	15	10	4	16	0	<b>76</b>
FI	6	15		3	0	9	3	7	7	15	4	<b>69</b>
FO	0	0			0		0	0	0	0	0	<b>0</b>
GL	0	0	2	3		1	0	0	0	0	0	<b>6</b>
IS	5	0	5	2	2		5	3	3	9	0	<b>34</b>
LV	2	21	5	0	0	5		37	0	0	0	<b>70</b>
LT	4	17	14	2	0	2	15		2	0	0	<b>56</b>
NO	7	0	9	9	1	5	1	3		7	0	<b>42</b>
SE	11	11	4	0	0	2	0	1	7		0	<b>36</b>
AX	0	0	0	0	0	0	0	0	0	0		<b>0</b>
<b>Total to:</b>	<b>38</b>	<b>70</b>	<b>74</b>	<b>23</b>	<b>11</b>	<b>34</b>	<b>41</b>	<b>66</b>	<b>44</b>	<b>55</b>	<b>4</b>	<b>460</b>



### Balance between incoming and outgoing long term student mobility (3-12 months) in 2020/21



### Balance between incoming and outgoing short term student mobility (1-2 months) in 2020/21



### Balance between incoming and outgoing express mobility (< 1 month student mobility) in 2020/21

