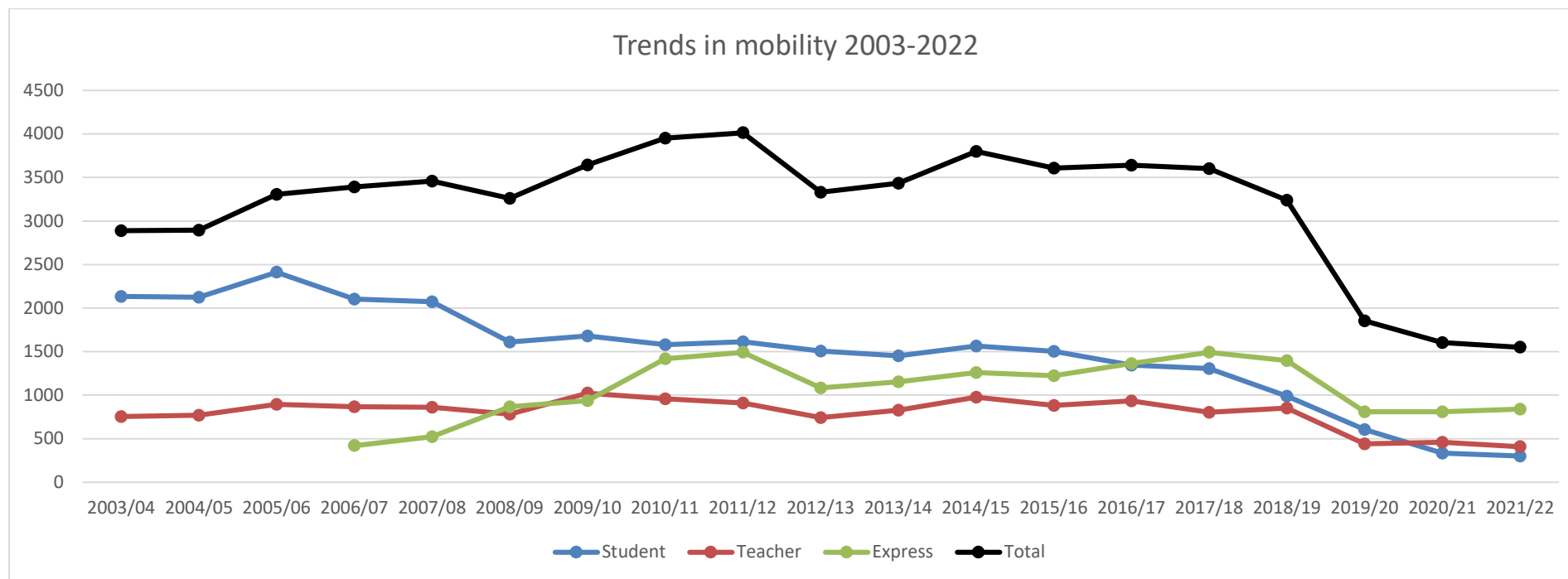
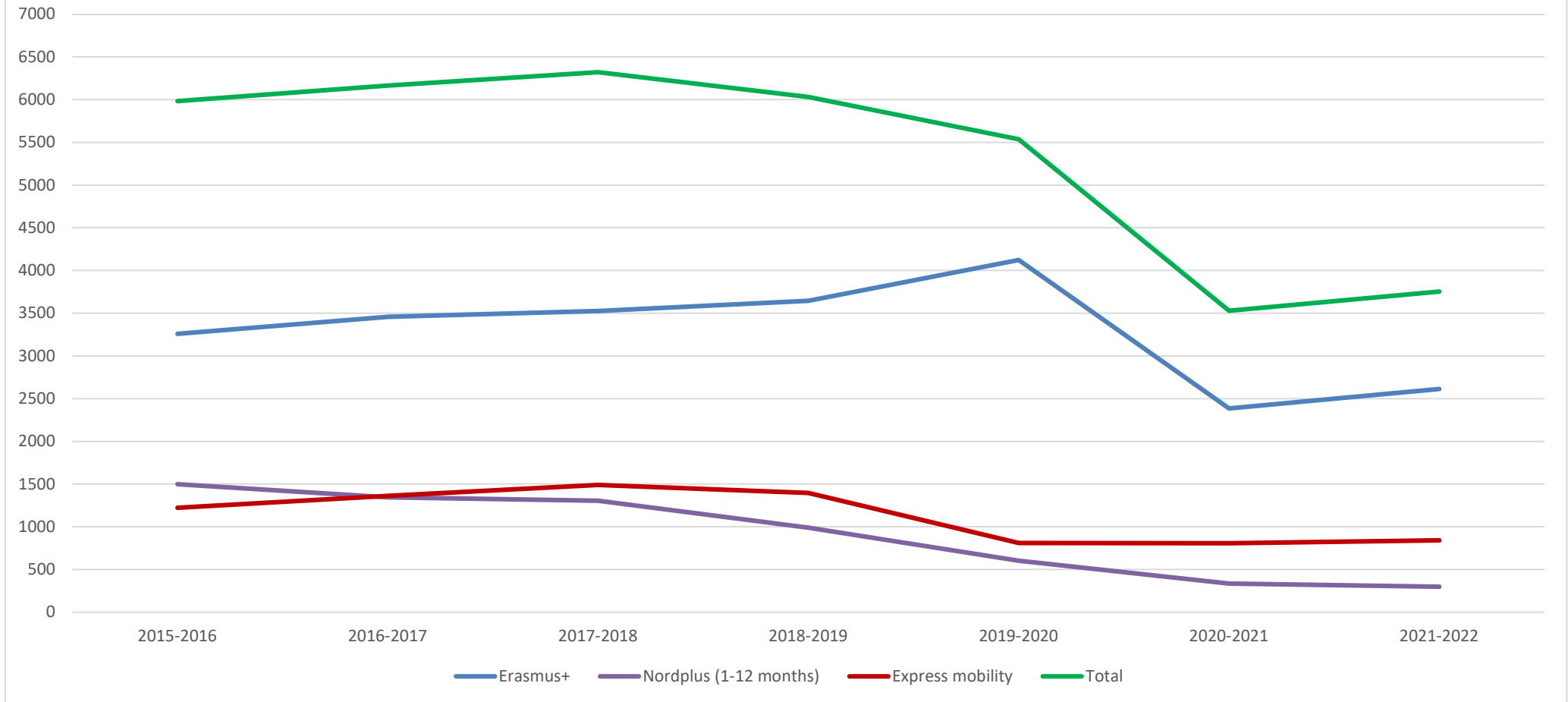


Reported statistics of Nordplus Higher Education 2021 grants (academic year 2021/22)

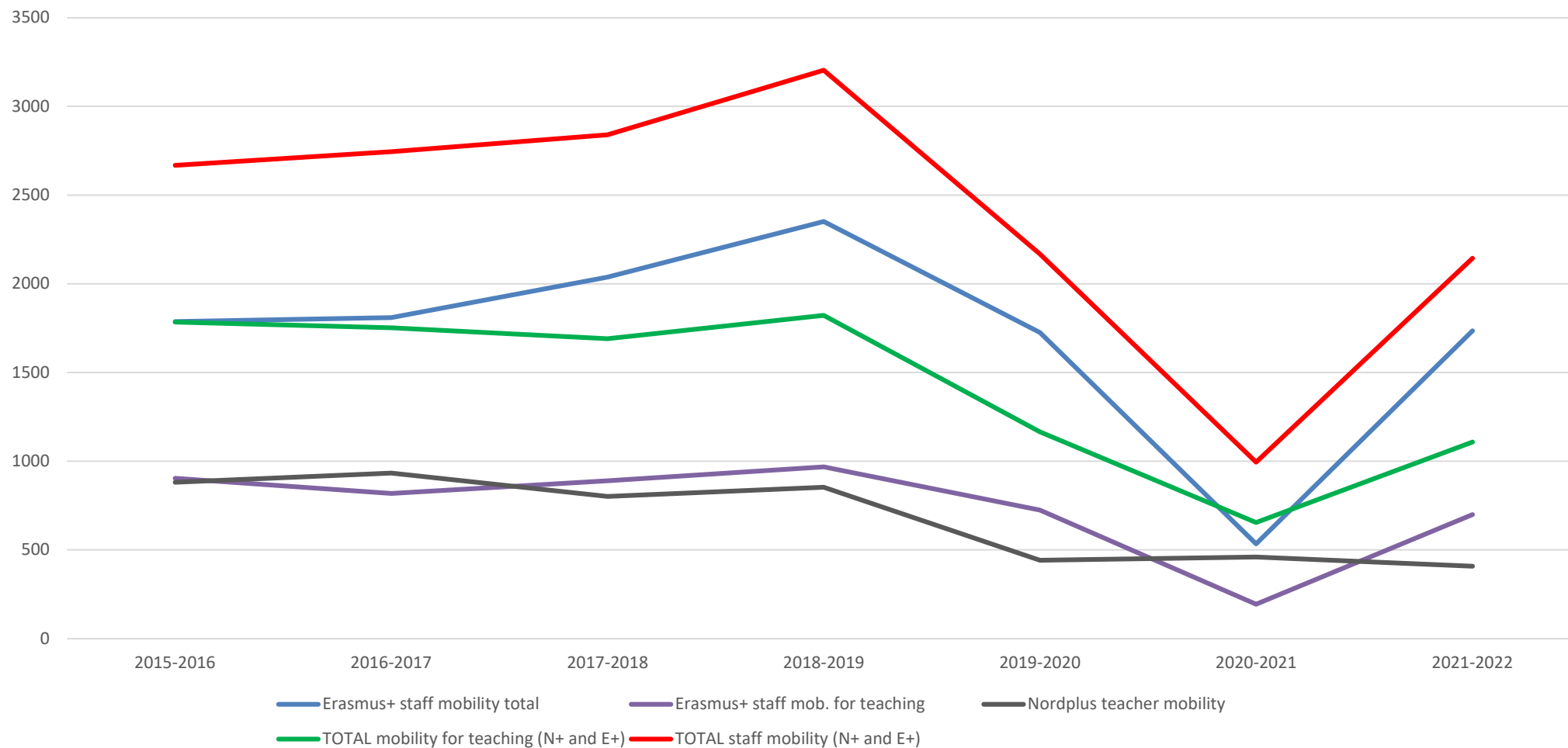


	12/13	13/14	14/15	15/16	16/17	17/18	18/19	19/20	20/21	21/22
Student - long term (3-12 months)	1140	1123	1226	1202	954	970	740	406	194	172
Student - short term (1-2 months)	381	334	338	298	391	336	249	198	141	129
Student - express (< 1 month)	1067	1145	1261	1224	1363	1493	1397	809	808	841
Teacher	741	826	976	881	935	803	853	442	460	409
Total	3329	3428	3801	3605	3643	3602	3239	1855	1603	1551

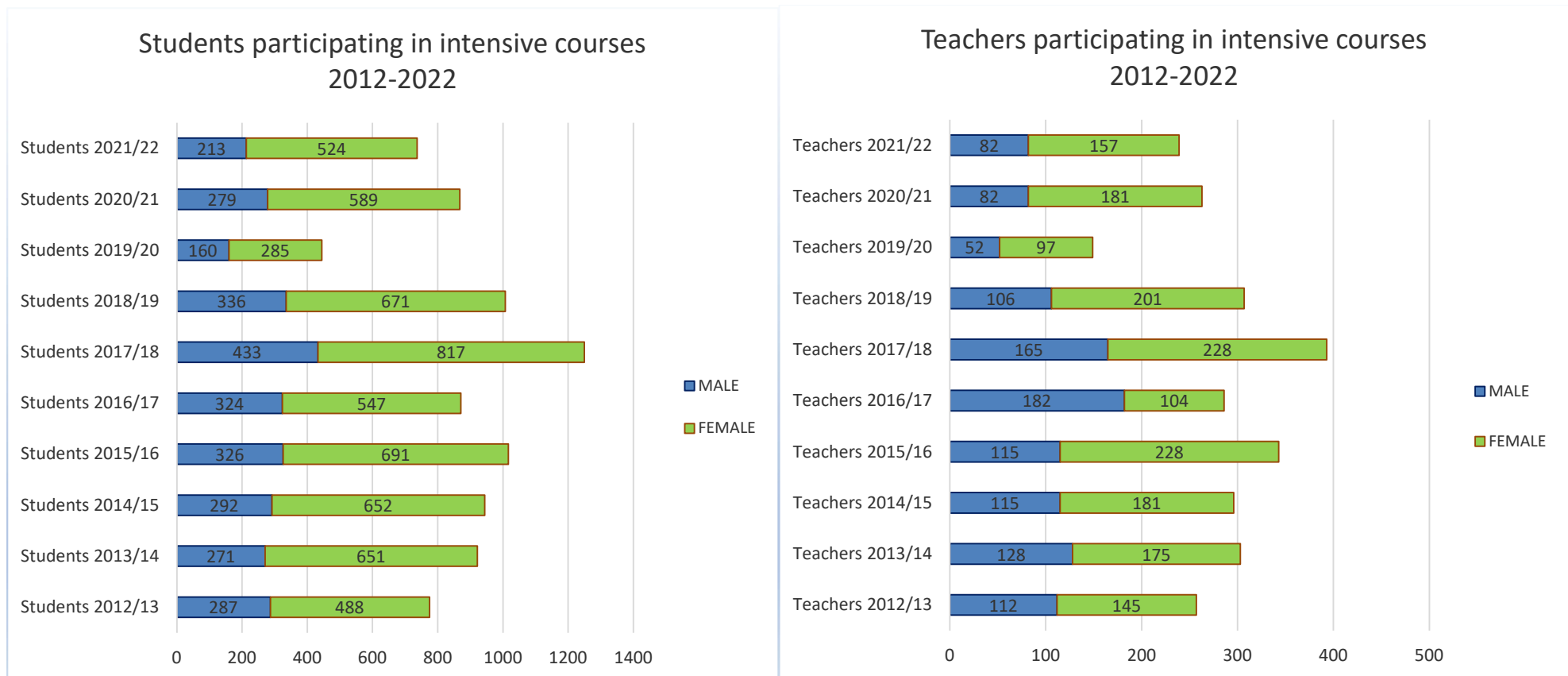
Development of Nordplus vs. Erasmus+ student mobility in 2015-2022



Development of Nordplus vs. Erasmus+ staff mobility in 2015-2022



Participation in Nordplus intensive courses in 2012-2022



*The tables include also domestic mobility and some of the mobility in the online intensive courses.

Student mobility in 2021/22 – long term (3-12 months)

To →	DK	EE	FI	FO	GL	IS	LV	LT	NO	SE	AX	Total from:
From ↓												
DK		0	0	2	6	3	0	0	11	4	0	26
EE	3		1	0	0	3	0	0	3	2	0	12
FI	3	0		0	0	7	3	0	26	4	0	43
FO	0	0	0		0	0	0	0	0	1	0	1
GL	0	0	0	0		0	0	0	0	0	0	0
IS	0	0	0	0	0		0	0	0	0	0	0
LV	0	0	0	0	0	0		0	0	0	0	0
LT	0	0	2	0	0	0	0		0	0	0	2
NO	4	0	2	3	0	0	0	0		3	0	12
SE	6	2	2	0	0	5	0	0	16		0	31
AX	0	0	0	0	0	0	0	0	1	0		1
Ukrainian students	0	19	0	0	0	0	5	15	0	5		44
Total to:	16	21	7	5	6	18	8	15	57	19	0	172

Student mobility in 2021/22 – short term (1-2 months)

To →	DK	EE	FI	FO	GL	IS	LV	LT	NO	SE	AX	Total from:
From ↓												
DK		0	0	26	23	13	0	0	11	5	0	78
EE	0		0	0	0	0	0	0	0	0	0	0
FI	0	0		0	1	0	0	0	5	2	0	8
FO	5	0	0		0	0	0	0	0	0	0	5
GL	0	0	0	1		0	0	0	0	0	0	1
IS	0	0	1	0	1		0	0	1	1	0	4
LV	0	0	0	0	0	0		0	0	0	0	0
LT	0	0	0	0	0	0	0		0	0	0	0
NO	5	0	1	0	0	17	0	0		0	0	23
SE	2	3	1	0	0	1	0	0	2		0	9
AX	0	0	0	0	1	0	0	0	0	0		1
Total to:	12	3	3	27	26	31	0	0	19	8	0	129

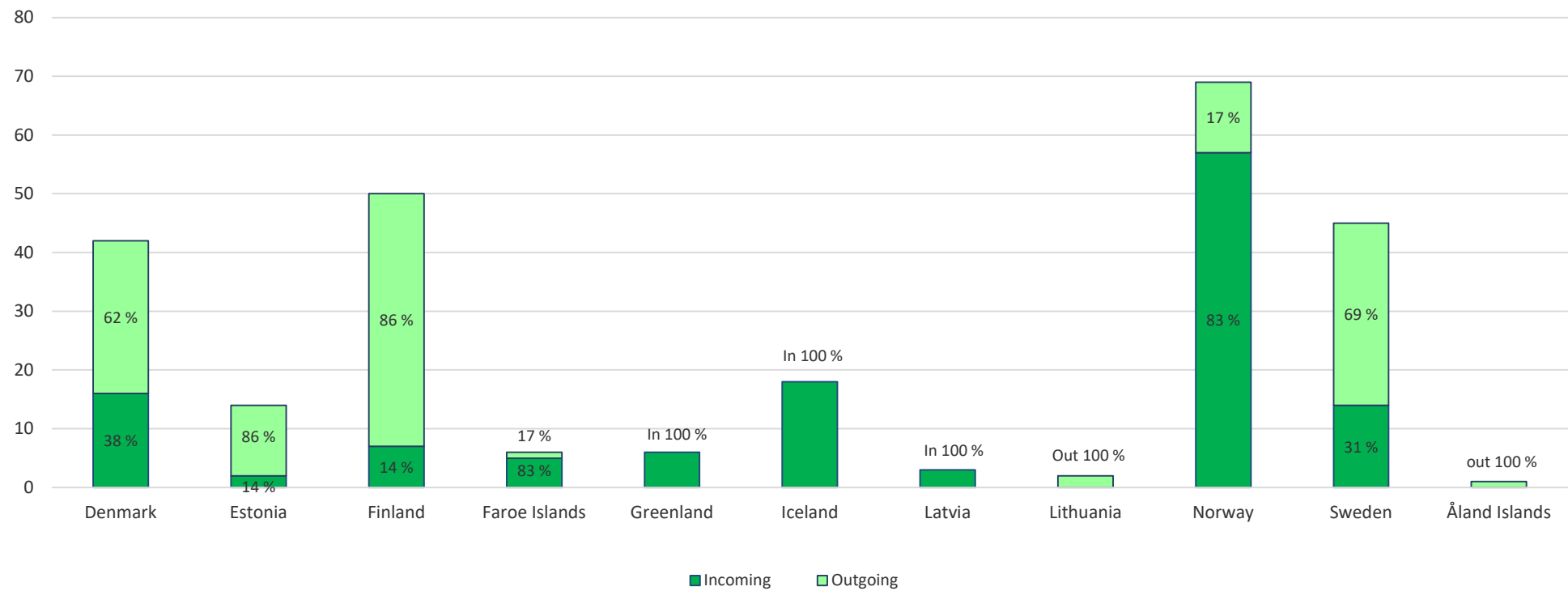
Express mobility in 2021/22 (< 1 month)

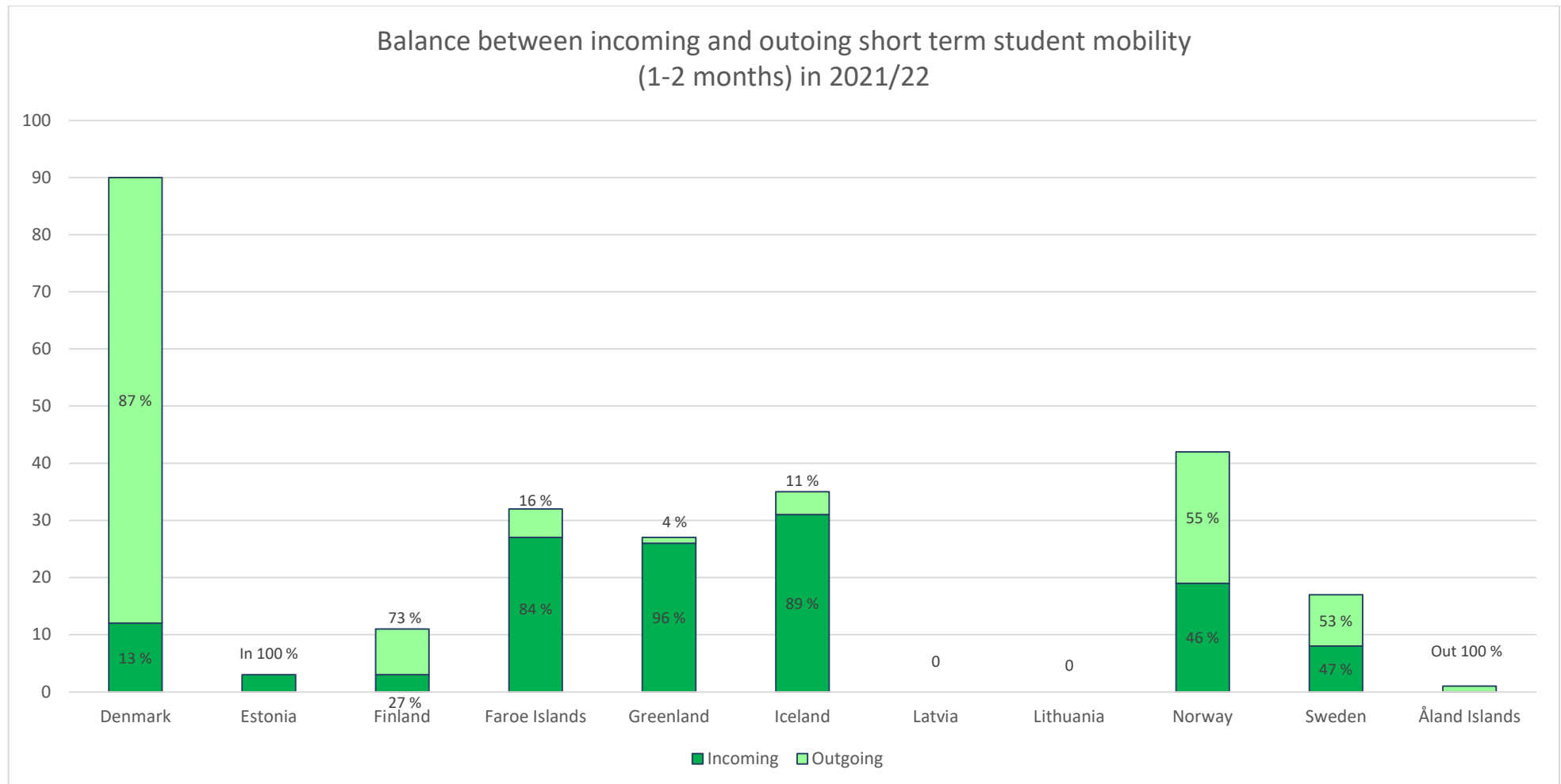
To →	DK	EE	FI	FO	GL	IS	LV	LT	NO	SE	AX	Total from:
From ↓												
DK		20	31	8	6	10	0	10	68	12	0	165
EE	8		51	0	0	20	14	20	17	25	0	155
FI	22	20		0	0	0	31	11	35	21	48	188
FO	5	0	0		0	0	0	0	4	0	0	9
GL	0	0	0	0		0	0	0	0	0	0	0
IS	1	4	3	0	1		0	9	4	5	0	27
LV	0	8	12	0	0	0		15	5	0	0	40
LT	1	13	11	0	0	0	31		6	1	0	63
NO	36	2	0	0	1	4	0	9		18	0	70
SE	1	14	13	0	0	13	0	6	73		0	120
AX	0	0	3	1	0	0	0	0	0	0		4
Total to:	74	81	124	9	8	47	76	80	212	82	48	841

Teacher mobility in 2021/22

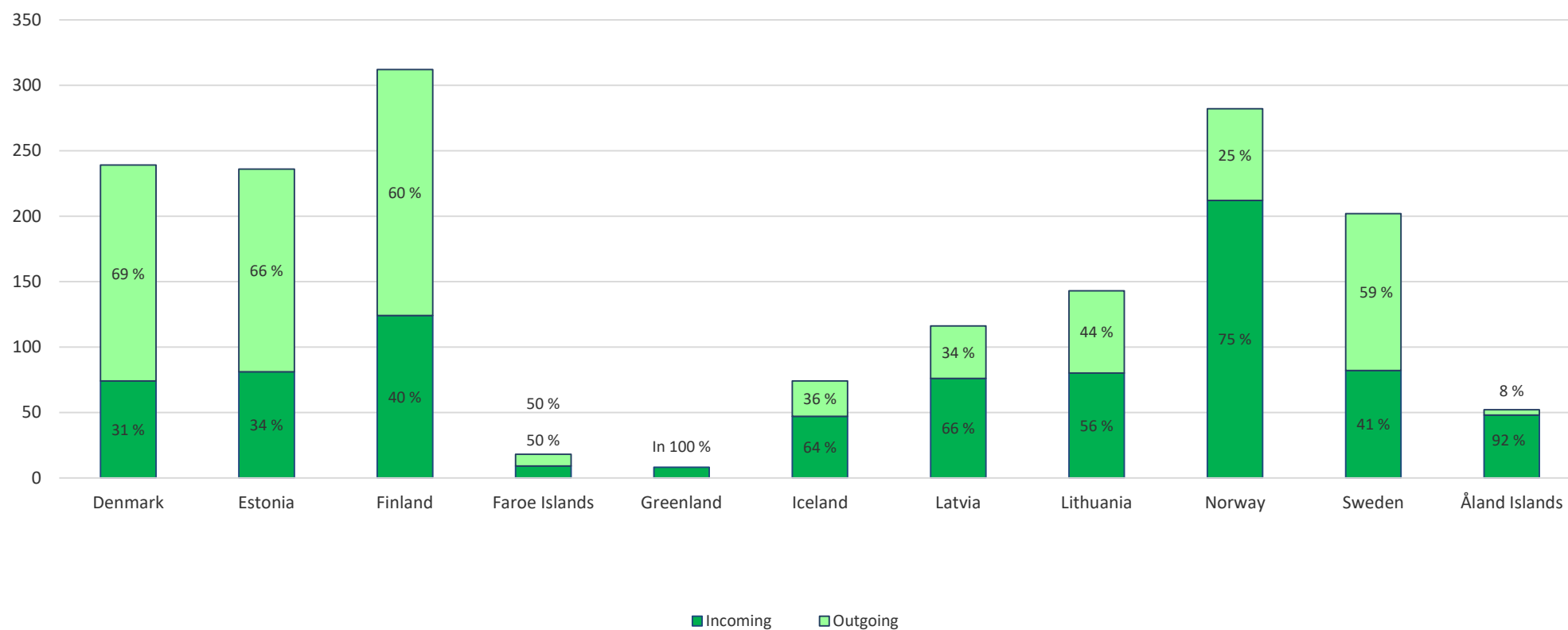
To →	DK	EE	FI	FO	GL	IS	LV	LT	NO	SE	AX	Total from:
From ↓												
DK		0	7	4	3	3	0	1	18	8	0	44
EE	7		10	0	0	2	3	6	5	12	0	45
FI	15	16		0	6	4	2	3	24	9	2	81
FO	3	0	0		0	0	0	0	1	0	0	4
GL	3	0	0	0		0	0	0	2	1	0	6
IS	3	2	4	0	0		0	0	1	5	0	15
LV	3	20	3	0	0	2		35	6	2	0	71
LT	2	10	0	0	0	1	31		2	0	0	46
NO	15	1	21	0	2	10	0	0		11	0	60
SE	5	8	5	0	1	6	3	1	7		0	36
AX	0	0	1	0	0	0	0	0	0	0		1
Total to:	56	57	51	4	12	28	39	46	66	48	2	409

Balance between incoming and outgoing long term student mobility
(3-12 months) in 2021/22





Balance between incoming and outgoing express mobility
(< 1 month student mobility) in 2021/22



Balance between incoming and outgoing teacher mobility in 2021/22

