




FINNISH NATIONAL  
AGENCY FOR EDUCATION

# TEACHERS AND PRINCIPALS IN FINLAND 2019

# Fewer than one quarter of those who apply are admitted to class teacher education

The proportion of admitted candidates of all applicants to teacher education in 2020



In Finland, teachers are educated at universities.

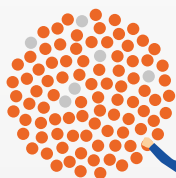
2,700 students applied for ECEC teacher education in 2020.

6,200 students applied for class teacher education in 2020.




# In Finland, the proportion of formally qualified teachers is high

Proportions of formally qualified teachers in 2019




**95%**

Basic education




**97%**

General upper  
secondary  
education



**93%**

Vocational education  
and training (VET)



**85%**

Liberal adult education

**99%**

of principals in general  
upper secondary education  
are formally qualified



# The size of teaching groups has decreased in grades 1–6 in basic education

Average size of teaching groups in grades 1–6



19,7

pupils in 2013



20,1

pupils in 2016



18,9

pupils in 2019

Group sizes in grades 7–9 in basic education were on average smaller than in grades 1–6.

Finland has two official languages. 10 % of Finnish schools are Swedish-speaking. Teaching groups in them are on average smaller than in Finnish-speaking schools.



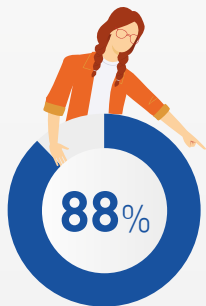
In 2019, group sizes in grades 1–6 were 1.2 pupils smaller than in 2016.

Pupils in grade 1 had the smallest group sizes and pupils in grade 6 the largest.

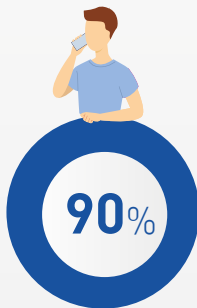


# Teachers' participation in in-service training has increased

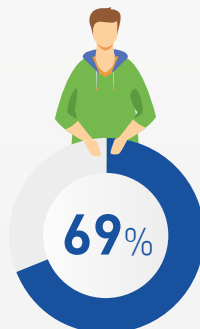
The proportion of those who participated in in-service training or mobility programmes in 2019



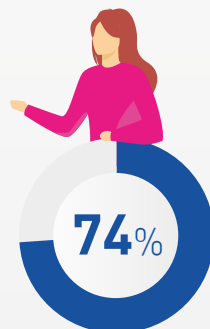
Basic education



General upper secondary education



VET



Liberal adult education



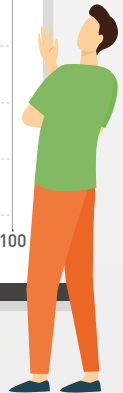

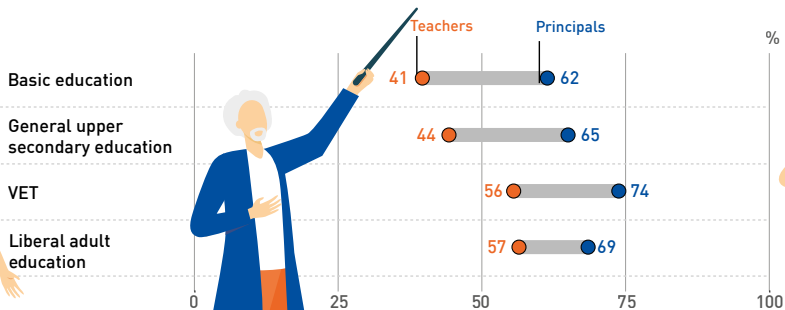
# Teachers are older than before

The majority of principals in Finland are aged 50 or over.

Teachers are on average younger than principals. The lowest proportion of teachers aged 50 or over is in basic education. In VET and liberal adult education, more than one in two teachers are aged 50 or over.

The proportion of principals aged 50 or over is the largest in VET.

Proportion of teachers and principals aged over 50 (2019)



# The majority of teachers are women


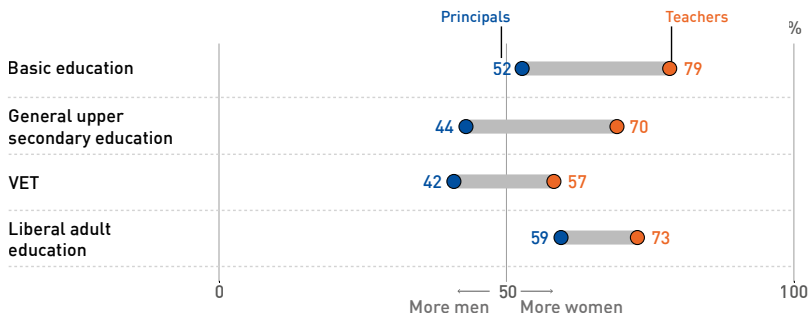
The proportion of women is the largest in basic education and the smallest in VET, where women account only for just over one half of the teachers.

In 2019, the majority of principals in general upper secondary education and VET were men.

In 2016, there were still more men among principals in basic education than women. The situation has now reversed.



Proportion of women in teachers and principals (2019)



# Teachers in Finland in 2005 and 2019

Teachers' formal qualifications, the proportion of women in all teachers and teachers' age distribution in 2005 and 2019

