



FINNISH NATIONAL
AGENCY FOR EDUCATION



Co-funded by the
Erasmus+ Programme
of the European Union

Quick look: Vipunen - the education administration's reporting portal

vipunen.fi > english

Riikka Vacker, counsellor of education
The Finnish National Agency for Education (EDUFI)
Study visit online in Finland 27.1.2021

Action Grant
EQAVET - European Quality Assurance in Vocational Education and Training National Reference Points
Agreement number - 2019 -0493/001-001
Project Nr 609143-EPP-1-2019-1-FI-EPPKA3-EQAVET-NRP



Quantitative and quality tracking at national level

Statistics of Finland : www.stat.fi

- They examine graduates employment and entry into further education
 - ✓ Employment, unemployment, further studies, military service or other activity
 - ✓ Regional area, industry, employer sector etc.
- The statistics are produced by combining a number of Statistics Finland's individual-based data files. No surveys are conducted among graduates. It has been done annually since the 1990s.
- The personal data are confidential, but the statistics produced are public.



Statistics are open to all: [Vipunen.fi/en-gb/](https://vipunen.fi/en-gb/)

USING THIS SITE

ABOUT THE DATA

CONCEPTS AND DEFINITIONS

CONTACT

ACCESSIBILITY STATEMENT

[Vipunen.fi](#) > Education Statistics Finland

Vipunen - Education Statistics Finland

Vipunen is the education administration's reporting portal. The Ministry of Education and Culture and the Finnish National Agency for Education are jointly responsible for its content.

Vipunen's statistics are based on data and registers collected by the Statistics Finland, the Ministry of Culture and Education and the Finnish National Agency for Education. You can use this service to access statistics and indicators for education in a number of educational sectors, placement of students after completion, research conducted in higher education institutions, the population's educational structure and the socio-economic background of students.

Vipunen's content is arranged according to the following sectors of education:

[All levels and sectors](#)

[Pre-primary and basic education](#)

[General upper secondary education](#)

[Vocational education and training](#)

[University of applied sciences education](#)

[University education](#)

[Higher education and r&d activity](#)

[Population, educational and vocational structures](#)



- Datasources: Statistics Finland, EDUFI, Ministry of Education and Culture
- Service administration: EDUFI and Ministry of Education and Culture

Placement after qualification

APPLICANTS AND SELECTED CANDIDATES

STUDENTS AND QUALIFICATIONS

SPECIAL NEEDS EDUCATION

STUDY PROGRESS

PLACEMENT AFTER QUALIFICATION

NETWORK OF EDUCATION PROVIDERS AND EDUCATIONAL INSTITUTIONS

PERSONNEL

INTERNATIONAL ACTIVITY

STUDENT FEEDBACK

[Vocational education and training](#) > Placement after qualification

Placement after qualification

Reports on the placement of vocational education and training completers provide information on the entry into employment or further education and other activities of completers one, three or five years after qualification.

Note! The reports are subject to data protection measures. Numbers of 1-4 persons are shown as "1-4" and larger numbers are rounded to the nearest multiple of three. Percentages are calculated using the protected numbers.

Vocational education and training completers' entry into employment and placement into further education

Vocational education and training completers' main type of activity one year after qualification.

[Education provider](#) (%)

[Field of education - ISCED](#) (%)

[Qualification type](#) (%)

[Region where the qualification was attained](#) (%)

[Statistical year](#) (%)

Apprenticeship training completers' entry into employment and placement into further education

Apprenticeship training completers' main type of activity one year after qualification.

[Education provider](#) (%)

[Field of education - ISCED](#) (%)

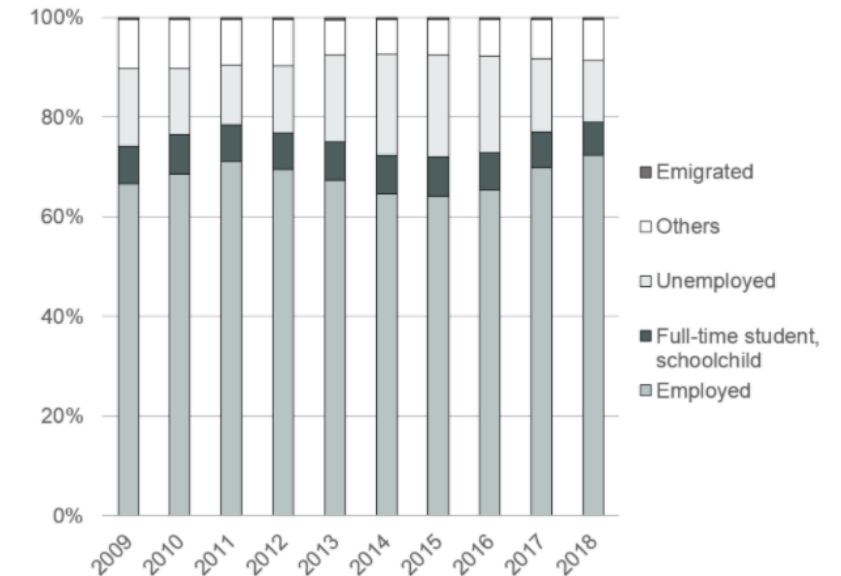
[Qualification type](#) (%)

[Region where the qualification was attained](#) (%)

[Statistical year](#) (%)

Placement into further education by level of education

[Qualification type](#)



Entry into employment of vocational education and training completers one year after qualification

Vocational education and training completer's entry into employment and placement in to further education in 2018

by field of education (ISCED), source: vipunen.fi

1 yr after graduation

	Full-time employed	Employed student	Full-time student, schoolchild	Unemployed	Conscript, conscientious objector	Pensioner, incl. unemployment pension claimants	Other or unknown	Emigrated	Total
Education	60	6	1-4	1-4					69
Arts and humanities	1 452	339	591	624	18	51	249	36	3 363
Social sciences, journalism and information	24		1-4	1-4					27
Business, administration and law	7 410	981	558	1 158	69	66	597	66	10 905
Natural sciences, mathematics and statistics	162	27	24	66	1-4	12	24	9	327
Information and Communication Technologies (ICT)	837	141	384	591	96	30	249	9	2 340
Engineering, manufacturing and construction	10 443	1 002	1 092	2 802	351	114	1 389	54	17 250
Agriculture, forestry, fisheries and veterinary	1 635	258	258	390	30	30	219	9	2 826
Health and welfare	10 062	1 257	681	843	33	42	450	30	13 398
Services	8 625	1 002	663	1 404	135	135	762	72	12 801
Total	40 710	5 016	4 251	7 884	729	486	3 945	285	63 306

Quantitative and quality tracking at national level

Ministry of Economic Affairs and Employment

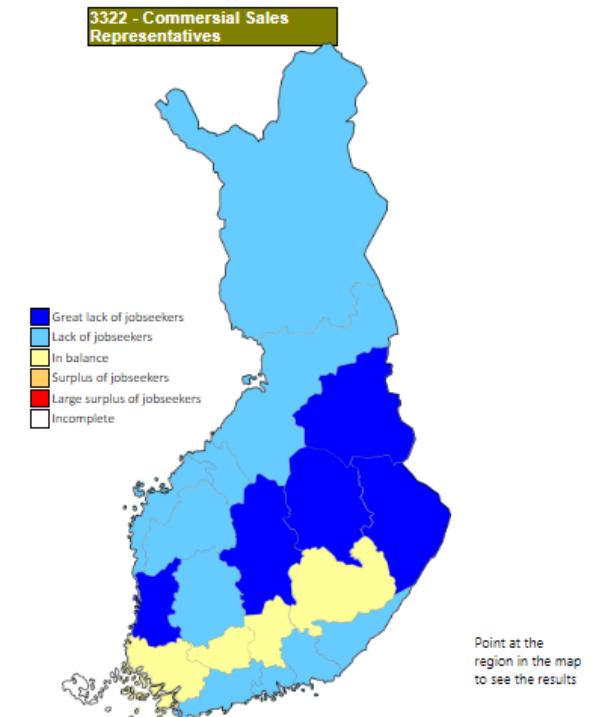
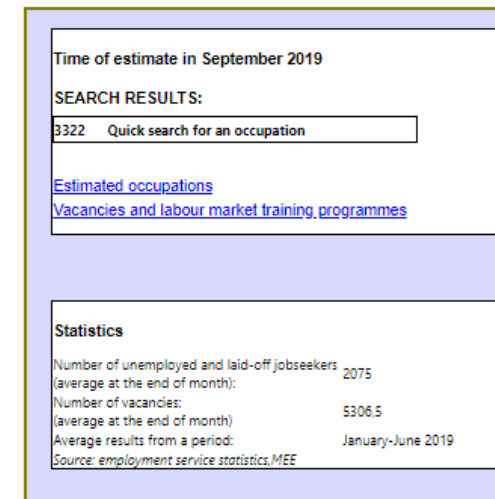
- ✓ Jobseeking services; vacancies, labour market training, training and coaching, training abroad
- ✓ Employment Service Statistics
- ✓ Occupational barometer:
<https://www.ammattibarometri.fi/?kieli=en>

The barometer is based on the regional Employment and Economic Development Office's estimates about the development prospects in key occupations during the half year. The information is based on interviews of employers and jobseekers and on different databases. The occupational barometer is updated twice a year.

- ✓ Statistics and analysis: demand for labour and its development, labour supply and its development, unemployment structure etc.



The occupational barometer is an estimate of the employment offices (TE offices) for short-term outlook for key occupations and workforce availability.



Point at the region in the map to see the results