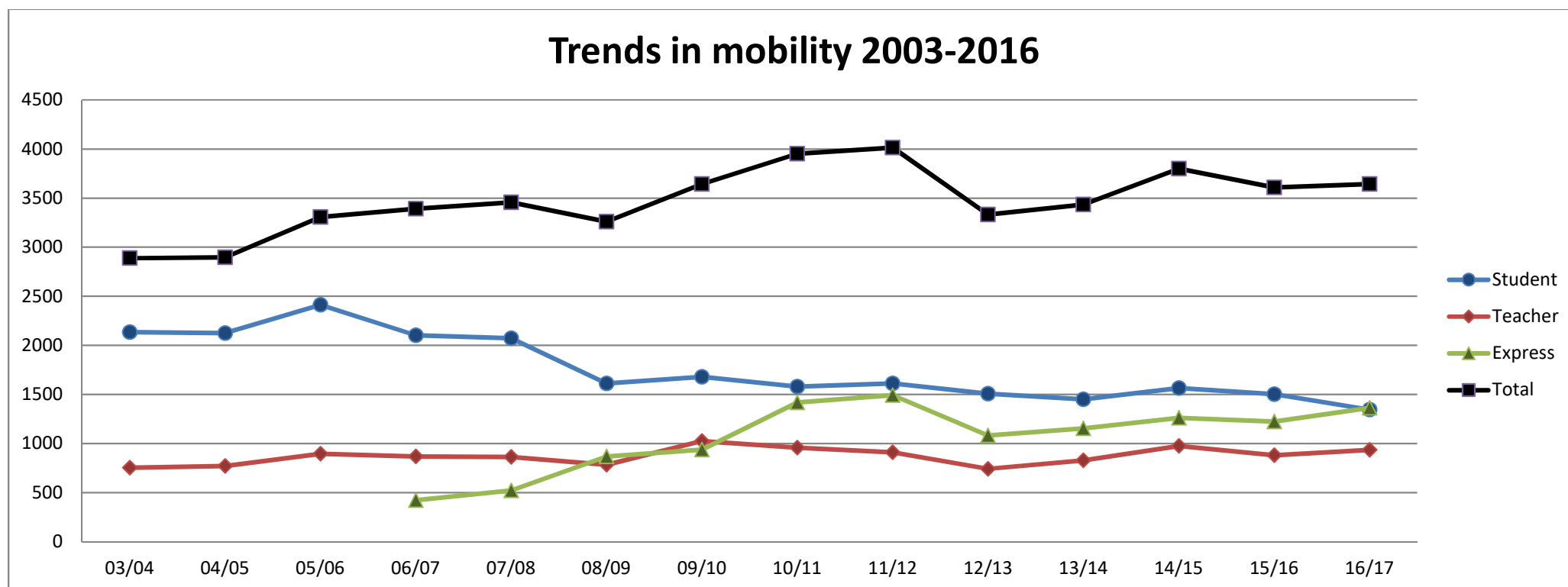


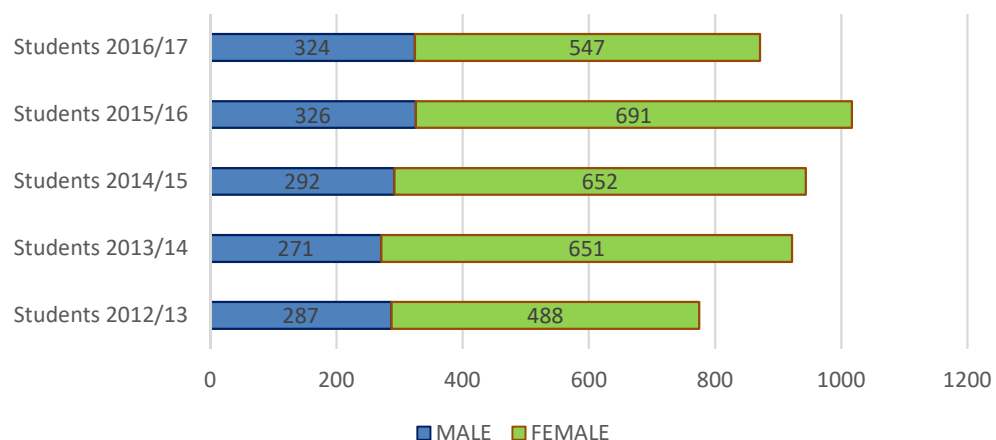
Reported statistics of Nordplus Higher Education 2016 grants (academic year 2016/17)



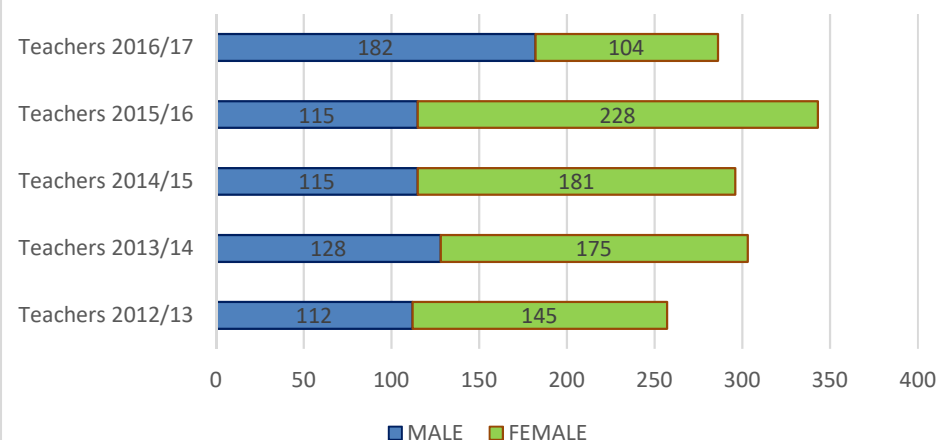
NORDPLUS MOBILITY 2003-2016

	03/04	04/05	05/06	06/07	07/08	08/09	09/10	10/11	11/12	12/13	13/14	14/15	15/16	16/17
Student	2 134	2 125	2 413	2 102	2 072	1 611	1 680	1 579	1 612	1 507	1 451	1 564	1 503	1 345
Teacher	754	771	894	867	862	783	1 025	957	910	742	829	976	881	934
Express				422	523	867	938	1 417	1 493	1 082	1 154	1 261	1 224	1 363
Total	2 888	2 896	3 307	3 391	3 457	3 261	3 643	3 953	4 015	3 331	3 434	3 801	3 608	3 642

Students participating in intensive courses 2012-2016



Teachers participating in intensive courses 2012-2016



Student mobility in 2016/17 (1-12 months)

To →	DK	EE	FI	FO	GL	IS	LV	LT	NO	SE	AX	Total from:
From ↓												
DK		3	28	23	23	61	1	0	131	78	0	348
EE	3		1	0	0	0	3	0	0	9	0	16
FI	83	6		0	1	43	4	3	106	243	6	495
FO	4	0	0		7	3	0	0	0	1	0	15
GL	7	0	1	0		0	0	0	3	1	0	12
IS	23	0	3	1	3		0	0	5	21	0	56
LV	1	3	5	0	0	0		5	0	4	0	18
LT	3	0	2	0	0	1	2		2	7	0	17
NO	88	10	6	4	1	27	0	0		35	0	171
SE	45	2	35	0	3	54	3	0	45		1	188
AX	0	0	2	0	0	0	0	0	3	4		9
Total to:	257	24	83	28	38	189	13	8	295	403	7	1345

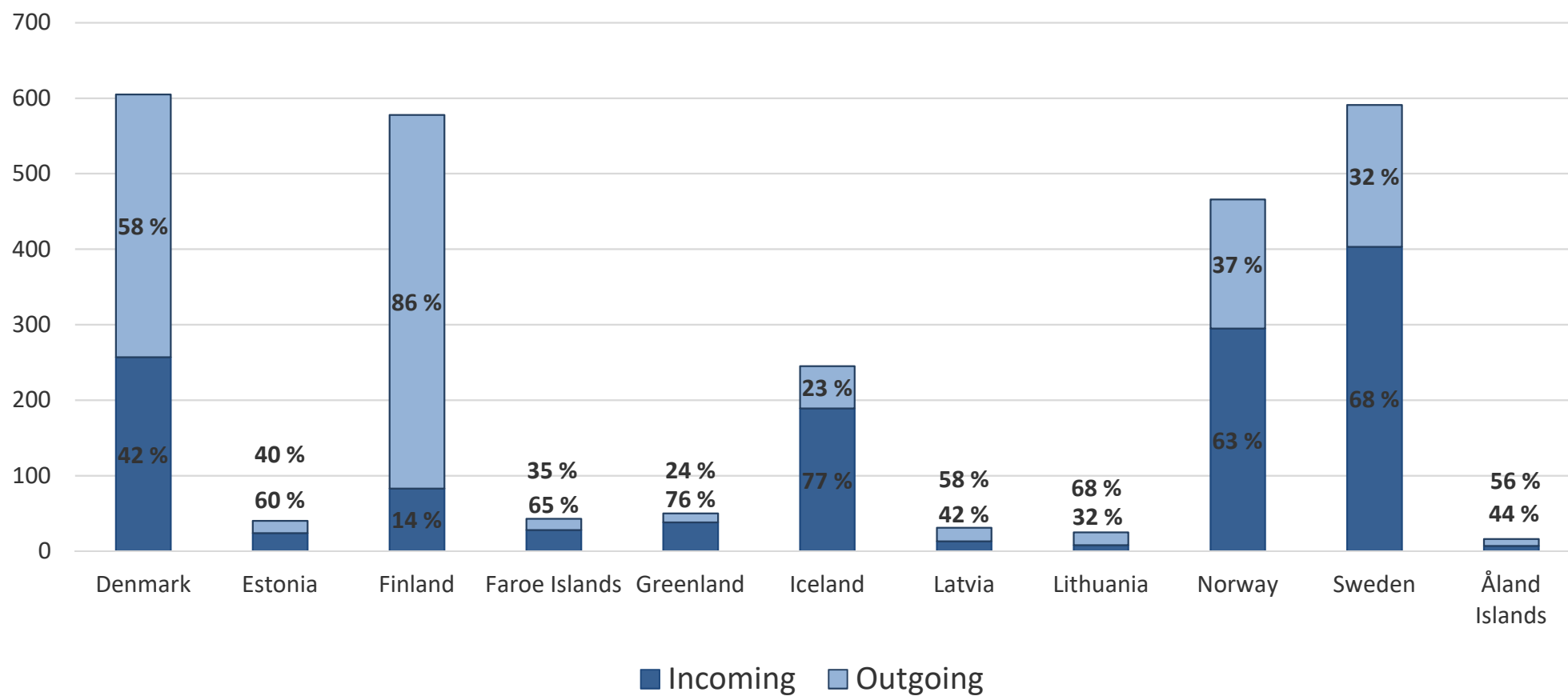
Express mobility in 2016/17 (< 4 weeks)

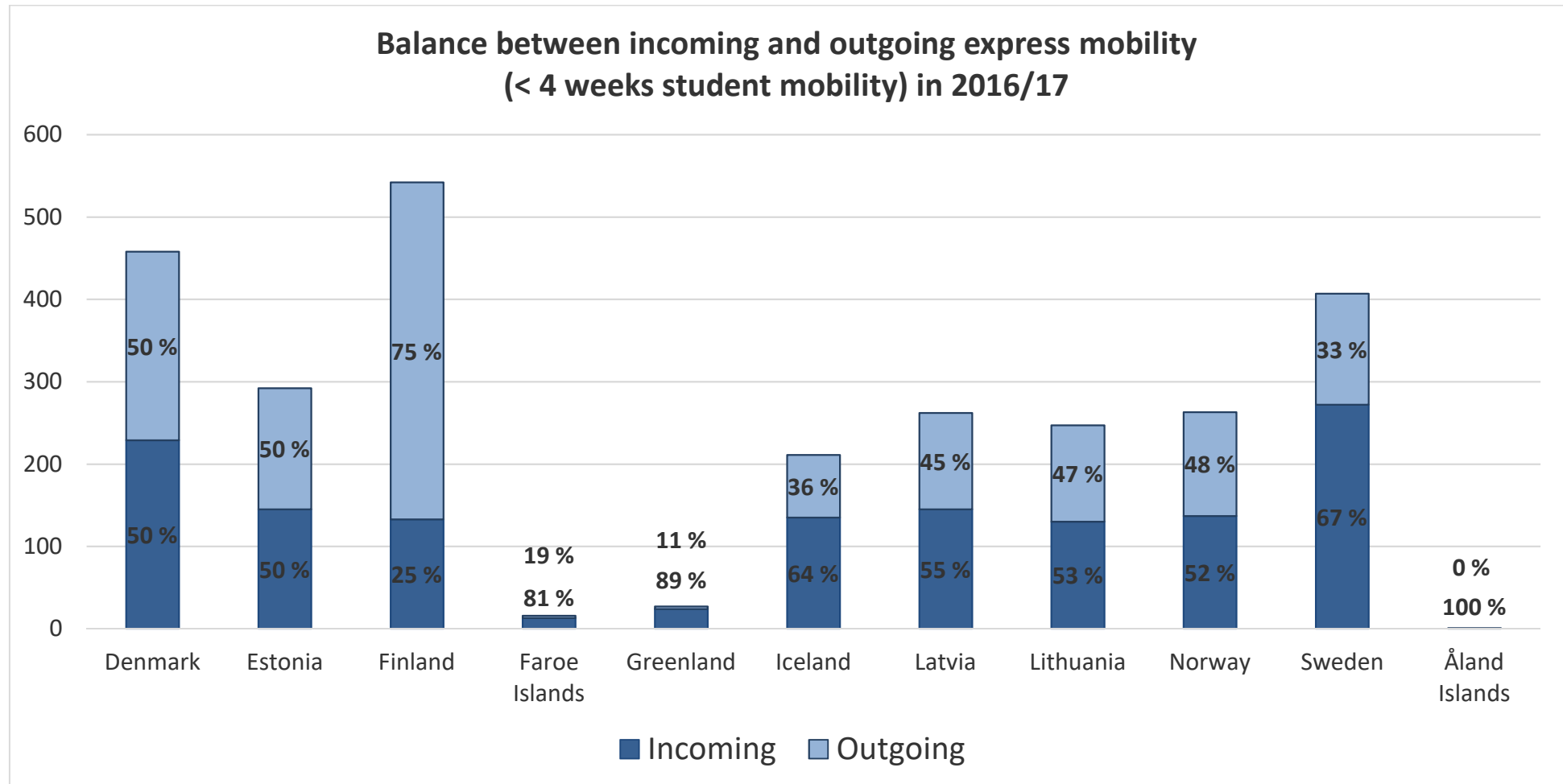
To →	DK	EE	FI	FO	GL	IS	LV	LT	NO	SE	AX	Total from:
From ↓												
DK		15	29	2	21	34	11	11	35	71	0	229
EE	38		13	0	0	16	37	27	10	6	0	147
FI	70	57		6	1	27	47	3	50	148	0	409
FO	0	0	0		0	3	0	0	0	0	0	3
GL	1	0	0	0		0	0	0	2	0	0	3
IS	26	7	6	1	1		5	9	5	16	0	76
LV	8	14	6	0	0	16		66	1	6	0	117
LT	24	29	15	0	0	6	32		4	7	0	117
NO	34	4	43	3	1	10	7	6		18	0	126
SE	28	19	20	1	0	23	6	8	30		0	135
AX	0	0	1	0	0	0	0	0	0	0		1
Total to:	229	145	133	13	24	135	145	130	137	272	0	1363

Teacher mobility in 2016/17

To →	DK	EE	FI	FO	GL	IS	LV	LT	NO	SE	AX	Total from:
From ↓												
DK		10	21	6	6	19	3	7	23	25	0	120
EE	11		28	0	0	5	18	18	0	12	1	93
FI	41	41		1	2	10	13	7	34	52	2	203
FO	1	0	0		0	4	0	0	1	4	0	10
GL	2	0	0	0		0	0	0	3	0	0	5
IS	7	6	8	1	0		2	4	5	5	0	38
LV	5	10	15	0	0	6		30	5	5	1	77
LT	12	18	16	0	0	2	42		5	17	0	112
NO	40	7	47	4	1	9	3	7		23	0	141
SE	29	10	33	3	0	9	9	7	31		1	132
AX	1	1	1	0	0	0	0	0	0	0		3
Total to:	149	103	169	15	9	64	90	80	107	143	5	934

Balance between incoming and outgoing student mobility (1-12 months) in 2016/17





Balance between incoming and outgoing teacher mobility in 2016/17

