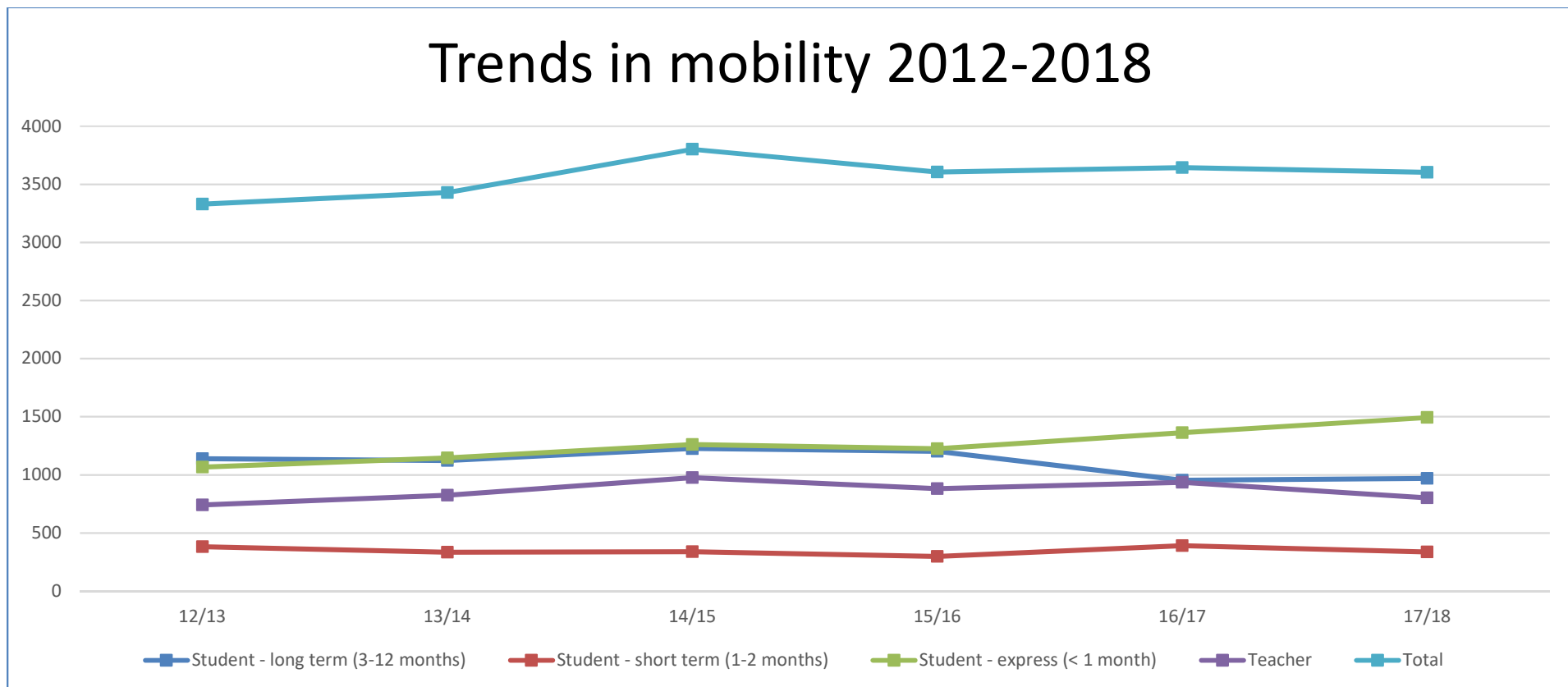
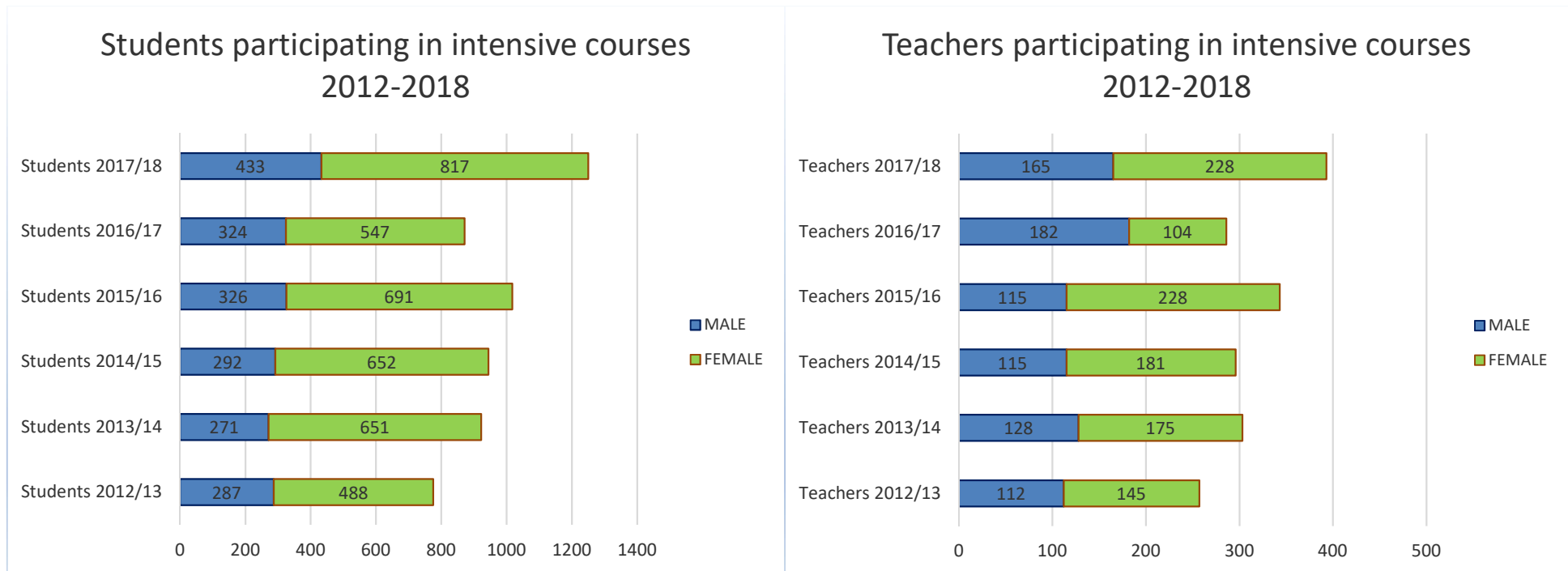


Reported statistics of Nordplus Higher Education 2017 grants (academic year 2017/18)



Participation in Nordplus intensive courses in 2012-2018



Student mobility in 2017/18 – long term (3-12 months)

To →	DK	EE	FI	FO	GL	IS	LV	LT	NO	SE	AX	
From ↓												Total from:
DK		1	18	3	11	27	0	0	110	63	0	233
EE	1		0	0	0	1	0	0	0	3	0	5
FI	76	1		0	1	44	2	0	110	187	1	422
FO	1	0	0		0	3	0	0	2	0	0	6
GL	3	0	0	0		0	0	0	1	0	0	4
IS	9	0	1	0	0		0	0	4	13	0	27
LV	0	0	0	0	0	0		0	0	0	0	0
LT	0	2	2	0	0	0	1		0	2	0	7
NO	79	0	5	0	1	18	0	1		35	0	139
SE	24	1	19	0	1	30	1	1	47		1	125
AX	0	0	0	0	0	0	0	0	0	2		2
Total to:	193	5	45	3	14	123	4	2	274	305	2	970

Student mobility in 2017/18 – short term (1-2 months)

To →	DK	EE	FI	FO	GL	IS	LV	LT	NO	SE	AX	Total from:
From ↓												
DK		3	7	18	13	25	5	0	36	1	0	108
EE	2		2	0	0	0	0	0	0	0	0	4
FI	14	6		0	2	5	8	2	12	27	3	79
FO	0	0	0		4	1	0	0	3	0	0	8
GL	4	0	0	0		0	0	0	0	0	0	4
IS	1	0	2	0	0		0	0	10	2	0	15
LV	1	2	4	0	0	4		0	0	0	0	11
LT	0	0	0	0	0	1	0		0	0	0	1
NO	20	0	0	1	0	19	0	0		4	0	44
SE	13	2	16	0	1	6	0	2	14		1	55
AX	0	0	3	0	0	0	0	0	1	3		7
Total to:	55	13	34	19	20	61	13	4	76	37	4	336

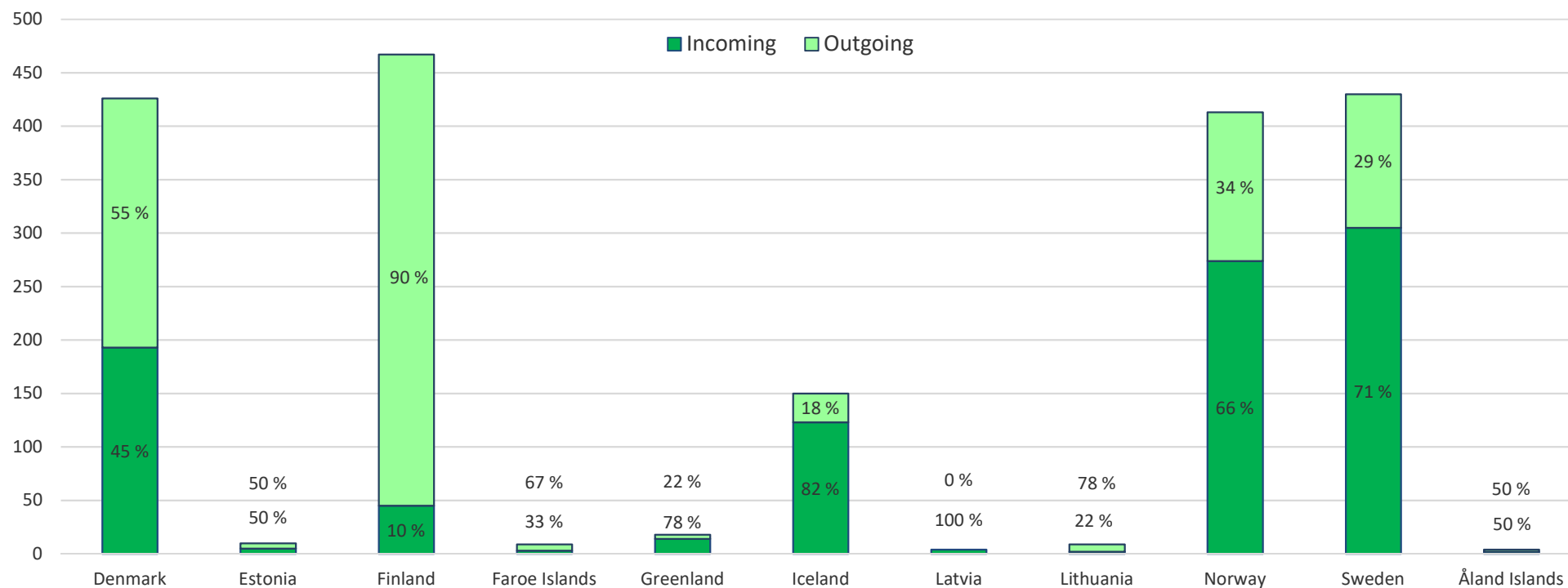
Express mobility in 2017/18 (< 1 month)

To →	DK	EE	FI	FO	GL	IS	LV	LT	NO	SE	AX	
From ↓												Total from:
DK		6	37	12	14	18	18	10	86	101	0	302
EE	8		57	0	0	4	47	27	21	18	0	182
FI	29	23		0	5	10	33	3	69	92	20	284
FO	1	0	0		0	7	0	0	0	0	0	8
GL	7	0	2	0		0	0	0	0	0	0	9
IS	22	6	24	0	0		15	5	10	16	0	98
LV	2	38	8	0	0	1		50	12	10	0	121
LT	4	40	19	0	0	2	18		10	10	0	103
NO	33	8	16	4	0	16	9	13		37	0	136
SE	35	18	59	0	0	10	16	18	93		0	249
AX												0
Total to:	141	139	222	16	19	68	156	126	301	284	20	1492

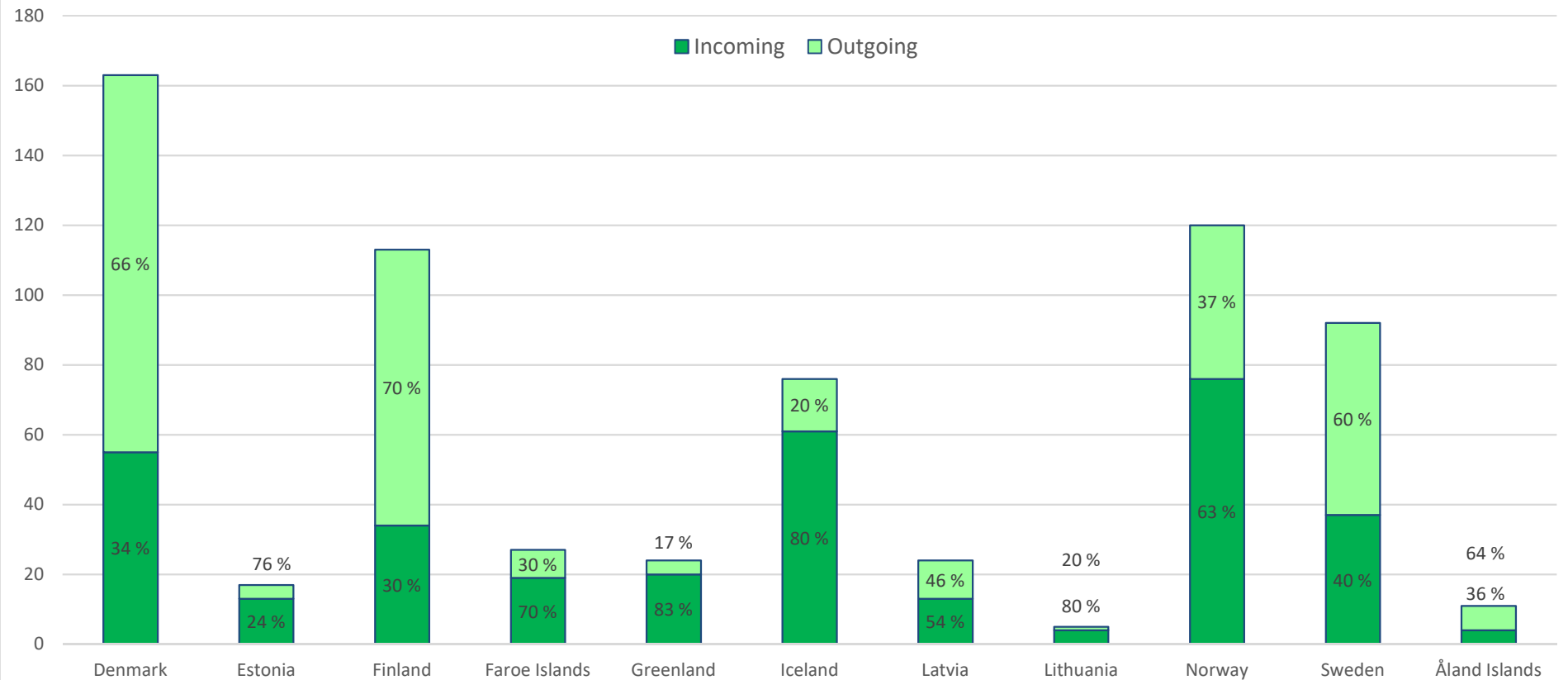
Teacher mobility in 2017/18

To →	DK	EE	FI	FO	GL	IS	LV	LT	NO	SE	AX	Total from:
From ↓												
DK		6	14	1	7	12	5	8	33	18	0	104
EE	10		26	0	0	6	23	9	8	19	0	101
FI	20	31		0	1	8	10	10	32	38	2	152
FO	1	0	1		1	4	0	0	5	0	0	12
GL	6	0	1	1		0	0	0	2	0	0	10
IS	10	5	11	1	1		6	5	9	14	0	62
LV	3	12	5	0	0	4		24	4	10	2	64
LT	4	12	14	0	1	6	23		11	20	0	91
NO	28	4	20	0	3	13	6	2		21	0	97
SE	17	9	23	0	2	11	15	8	17		3	105
AX	0	0	3	0	0	0	0	0	0	1		4
Total to:	99	79	118	3	16	64	88	66	121	141	7	802

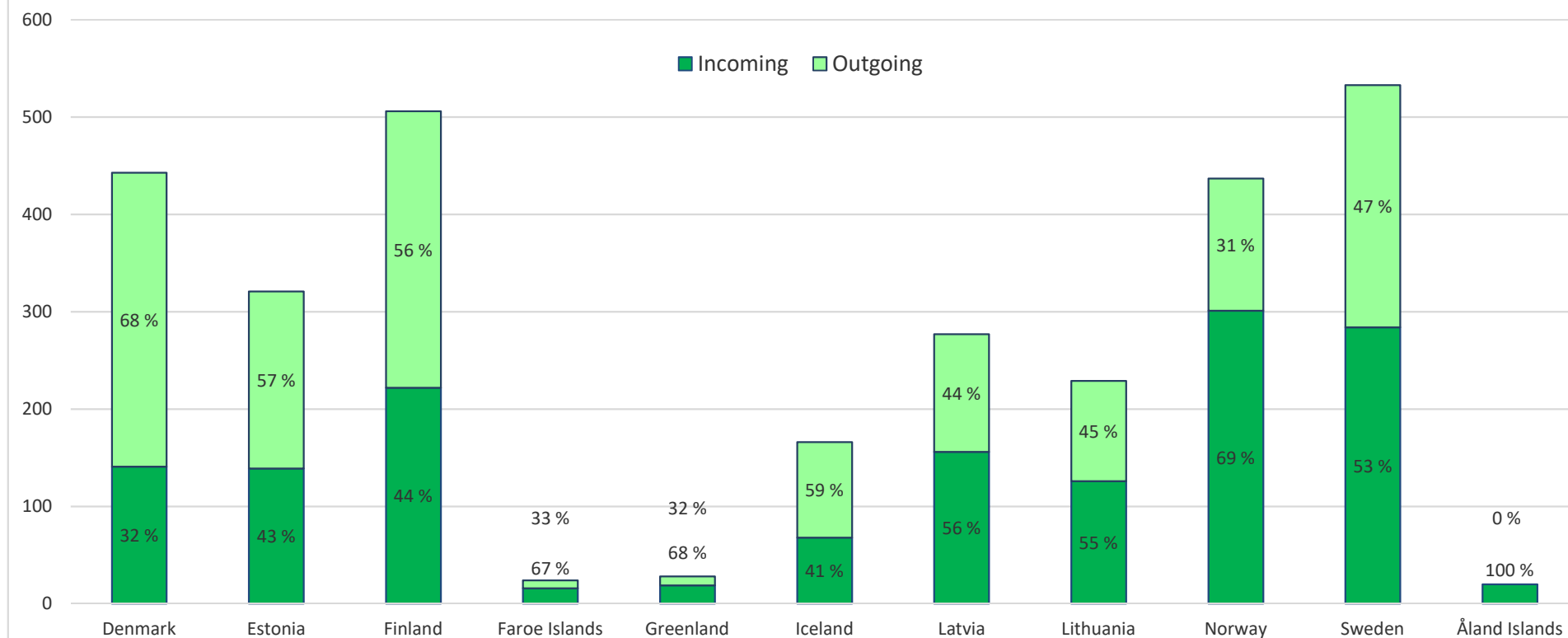
Balance between incoming and outgoing long term student mobility (3-12 months) in 2017/18



Balance between incoming and outgoing short term student mobility (1-2 months) in 2017/18



Balance between incoming and outgoing express mobility (< 1 month student mobility) in 2017/18



Balance between incoming and outgoing teacher mobility in 2017/18

